

DESIGNER SWITCHES & OUTLETS



2020 CATALOG
the **adorne**[®] collection

 **legrand**[®]

designed to be better.™



IT'S JUST A
LIGHT SWITCH.
LIKE PARIS
IS JUST A CITY.

TABLE OF CONTENTS



02 INTRO TO THE ADORNE COLLECTION

- Design Inspiration
- Product Overview



06 SWITCHES, DIMMERS, OUTLETS, & ACCESSORIES

- Overview
- Switches & Dimmers
- Outlets
- Illumination Accessories
- Connectivity



32 WALL PLATES

- Overview
- Real Materials
- Cast Metals
- Hubbardton Forge®
- Plastics



50 UNDER-CABINET LIGHTING & POWER SYSTEM

- Overview
- Modular Tracks
- Control Boxes
- Lighting
- Accessories



60 APP-BASED LIGHTING SYSTEM FOR THE HOME

- App-Based Lighting System
- App-based Switches and Dimmers
- Accessories




68 MORE INFORMATION

- Customer Tools and Support
- Index

IT'S TIME FOR A BEAUTIFUL SWITCH

The adorne collection makes life simply beautiful. It starts with stylishly smart switches, dimmers, outlets, and wall plates that merge an awe-inspiring array of styles and finishes with a high tech wow factor that's easy to get used to. You'll soon discover why adorne makes it a delight to hit the lights.



 Under-cabinet system seamlessly blends lighting, power, and music into a simple recipe for a state of the art, clutter-free kitchen. See how to keep every modern convenience (like our innovative iPad and iPhone USB chargers) close at hand but ingeniously tucked away. Bluetooth connectivity, hidden power outlets, and a plug and play music system are just a few of the key ingredients for your infinitely flexible kitchen.

Finally, the adorne collection brings Wi-Fi control to music and lighting with its range of home system solutions. It's the kind of innovation that at first seems luxurious, but soon makes you wonder how you ever lived without.

Simply put, the adorne collection brings a new world of convenience — and a stylish finishing touch — to any space.





TRADITIONAL



COTTAGE



CONTEMPORARY

TURN ON YOUR STYLE

The adorne collection offers solutions to match any taste — finishes to fit any personality. Whether you favor the clean lines of modern design, or cozy, cottage-style comfort, or even the classic elegance of a more traditional style, adorne is built to fit.

Take your pick of white, magnesium or graphite switches, dimmers, and outlets, and match them with a wide array of wall plate options. You'll find everything from lush natural woods, metals, and leather to a brilliant spectrum of colorful solids. Watch these usually forgotten finishing touches transform your walls from blah to breathtaking, letting the personality of your design shine through.

And how about the kitchen? Striking the right balance between practicality and style is always a challenge—whether traditional, contemporary, cottage, or otherwise. By tucking modular power outlets, lighting options, and music under the cabinets, adorne keeps counters and backsplashes uncluttered and puts the kitchen of your dreams in the most flattering light.

The adorne collection's range of high tech, high style solutions combines accessible, flexible, and smart designs to inspire creativity and enliven your living spaces to a whole new level.

PLUG IN TO
YOUR
CREATIVE
OUTLET



SWITCHES, DIMMERS,
OUTLETS, & ACCESSORIES



8 Overview

16 Switches & Dimmers

22 Outlets

26 Nightlights & Illumination

28 Connectivity

PADDLE™ SWITCHES AND DIMMERS

The Paddle design features a simple up-and-down motion, allowing you to turn lights on and off with ease. Dimmers include a slider for dimming or brightening lights. Pair with an accent nightlight to add illumination. See page 27.



PADDLE SWITCHES

ASPD1532W4
 ASPD1532M4
 ASPD1532G4
 ASPD2032W4
 ASPD2032M4
 ASPD2032G4
 ASPD1532W277
 ASPD1532M277
 ASPD1532G277
 ASPD2042W4
 ASPD2042M4
 ASPD2042G4
 ASPD1542W277
 ASPD1542M277
 ASPD1542G277
 ASPD1531W4
 ASPD1531M4
 ASPD1531G4
 ASPD1531W277
 ASPD1531M277
 ASPD1531G277

PADDLE DIMMERS

ADPD453LW2
 ADPD453LM2
 ADPD453LG2
 ADPD703HW4
 ADPD703HM4
 ADPD703HG4
 ADPD1103HW4
 ADPD1103HM2
 ADPD4FBL3P2W4 (0-10V)
 ADPD4FBL3P2M4 (0-10V)
 ADPD4FBL3P2G4 (0-10V)



HALF-SIZE PADDLE SWITCHES

ASPD1531W4
 ASPD1531M4
 ASPD1531G4
 ASPD1531W277
 ASPD1531M277
 ASPD1531G277

PADDLE FAN SPEED CONTROLS

AAFN4S16AW4
 AAFN4S16AM4
 AAFN4S16AG4

WHISPER™ SWITCHES AND DIMMERS

The Whisper design features an innovative cross between a traditional toggle and paddle switch. Whisper dimmers include a slide for dimming or brightening lights. Pair with a Locator Status Light to add illumination to your Whisper switch or dimmer. See page 27.



WHISPER SWITCHES

ASWR1532W4
ASWR1532M4
ASWR1532G4

WHISPER DIMMERS

ADWR703HW4
ADWR703HM4
ADWR1103HW4
ADWR1103HM4
ADWR703TUW4
ADWR703TUM4
ADWR703TUG4



WHISPER WI-FI READY SWITCHES

ASWRRRW1
ASWRRRM1
ASWRRRG1
ASWR155RMW1
ASWR155RMM1
ASWR155RMG1

WHISPER WI-FI READY DIMMERS

ADWR600RMHW1
ADWR600RMHM1
ADWR700RTUW1
ADWR700RTUM1
ADWR700RTUG1
ADWRRRW1
ADWRRRM1
ADWRRRG1

SOFTAP™ SWITCHES AND DIMMERS

The sofTap design features an innovative micro-movement that turns lights on and off with just a soft “tap” of the finger. Dimmers include a unique paddle to adjust light levels.



SOFTAP SWITCHES

ASTP1532W4
ASTP1532M4
ASTP1532G4

SOFTAP DIMMERS

ADTP703TUW4
ADTP703TUM4
ADTP703TUG4
ADTP703HW2
ADTP703HM2
ADTP1103HW4
ADTP1103HM4
ADTP4FBL3PW4
ADTP4FBL3PM4
ADTP4FBL3PG4



SOFTAP WI-FI READY SWITCHES

ASTP155RMW1
ASTP155RMM1
ASTP155RMG1
ASTPRRW1
ASTPRRM1
ASTPRRG1

SOFTAP WI-FI READY DIMMERS

ADTP700RMTUW1
ADTP700RMTUM1
ADTP700RMTUG1
ADTP600RMHW1
ADTP600RMHM1
ADTPRRW1
ADTPRRM1
ADTPRRG1

TOUCH™ SWITCHES AND DIMMERS

The Touch design features a stunning translucent face and operates just like an iPhone® - simply touch your finger on the circle to turn lights on and off, or use the arrows on the right to dim them (Touch dimmer only).



TOUCH SWITCHES

ASTH1532W2
ASTH1532M2
ASTH153G2

TOUCH DIMMERS

ADTH4FBL3PW4 (0-10V)
ADTH4FBL3PM4 (0-10V)
ADTH4FBL3PG4 (0-10V)
ADTH703TUV4
ADTH703TUM4
ADTH703TUG4



TOUCH WI-FI READY SWITCHES

ASTH155RMW1
ASTH155RMM1
ASTH155RMG1
ASTHRRW1
ASTHRRM1
ASTHRRG1

TOUCH WI-FI READY DIMMERS

























ADTP700RMTUW1
ADTP700RMTUM1
ADTP700RMTUG1
ADTP600RMHW1
ADTP600RMHM1
ADTPRRW1
ADTPRRM1
ADTPRRG1

SWITCHES

Paddle™

The Paddle design features a simple up-and-down motion, allowing you to turn lights on and off with ease. Dimmers include a slider for dimming or brightening lights.














Pair with a Locator Status Light to add illumination to your Paddle switch or dimmer. See page 29.

NAME	SPECIFICATIONS	RATING	COMPATIBLE LOADS	COMPLIANCE	FINISH OPTIONS	PART NUMBER
Paddle Switch 	Single-Pole/3-Way 	15A, 120 VAC	All Loads		White Magnesium Graphite	ASPD1532W4 ASPD1532M4 ASPD1532G4
		20A, 120 VAC	All Loads		White Magnesium Graphite	ASPD2032W4 ASPD2032M4 ASPD2032G4
		15A, 277 VAC	All Loads		White Magnesium Graphite	ASPD1532W277 ASPD1532M277 ASPD1532G277
	4-Way (Must be paired with two 3-way switches.) 	20A, 120 VAC	All Loads		White Magnesium Graphite	ASPD2042W4 ASPD2042M4 ASPD2042G4
		15A, 277 VAC	All Loads		White Magnesium Graphite	ASPD1542W277 ASPD1542M277 ASPD1542G277
Paddle Dimmer 	Single-Pole/3-Way 	450W	CFL, LED		White Magnesium Graphite	ADPD453LW2 ADPD453LM2 ADPD453LG2
	Single-Pole/3-Way 2-Wire	25W - 700W	Incandescent, Halogen 		White Magnesium	ADPD703HW4 ADPD703HM4
		25W - 1100W	Incandescent, Halogen 		White Magnesium Graphite	ADPD1103HW4 ADPD1103HM2 ADPD703HG4
Single-Pole/3-Way 4-Wire 	0-10V	0-10V Light Fixtures		White Magnesium Graphite	ADPD4FBL3P2W4 ADPD4FBL3P2M4 ADPD4FBL3P2G4	
Half-size Paddle Switch 	Single-Pole/3-Way 	15A, 120 VAC	All Loads		White Magnesium Graphite	ASPD1531W4 ASPD1531M4 ASPD1531G4
		15A, 277 VAC	All Loads		White Magnesium Graphite	ASPD1531W277 ASPD1531M277 ASPD1531G277
Paddle Fan Speed Control 	4-Speed De-hummer 	1.6A, 120 VAC	Paddle-Type Ceiling Fan		White Magnesium Graphite	AAFN4S16AW4 AAFN4S16AM4 AAFN4S16AG4

Whisper™



The Whisper design features classic, elegant lines and a fluid motion. Whisper dimmers include a slide for dimming or brightening lights.

Pair with a Locator Status Light to add illumination to your Whisper switch or dimmer. See page 29.

NAME	SPECIFICATIONS	RATING	COMPATIBLE LOADS	COMPLIANCE	FINISH OPTIONS	PART NUMBER
Whisper Switch 	Single-Pole/3-Way 	15A, 120 VAC	All Loads		White Magnesium Graphite	ASWR1532W4 ASWR1532M4 ASWR1532G4
		15A, 277 VAC	All Loads		White Magnesium Graphite	ASWR1532W277 ASWR1532M277 ASWR1532G277
Whisper Dimmer 	Single-Pole/3-Way 2-Wire 	25W - 700W	Incandescent, Halogen 		White Magnesium	ADWR703HW4 ADWR703HM4
	Single-Pole/3-Way 2-Wire 	25W - 1100W	Incandescent, Halogen 		White Magnesium	ADWR1103HW4 ADWR1103HM4
	Tru-Universal , Single-Pole/3-way 3-Wire 	6W - 700W	Incandescent, Halogen & ELV: 700W, MLV: 500VA, LED/CFL: 450W (not compatible with 0-10V LED drivers), EFL: 5.5A		White Magnesium Graphite	ADWR703TUW4 ADWR703TUM4 ADWR703TUG4

Push™

The Push Switch allows you to turn lights on and off with a simple push-button motion. Pair with a Locator Status Light to add illumination to your Push switch. See page 27.

NAME	SPECIFICATIONS	RATING	COMPATIBLE LOADS	COMPLIANCE	FINISH OPTIONS	PART NUMBER
Push Switch 	Single-Pole/3-Way	15A, 120 VAC	All Loads		White Magnesium	ASPU1532W4 ASPU1532M4

sofTap™















The sofTap design features an innovative micro-movement that turns lights on and off with just a soft “tap” of the finger. Dimmers include a unique paddle to adjust light levels.

2015 LIGHTING *tomorrow* Award Winner

Tru-Universal - 2015 Lighting for Tomorrow Winner!

Our Tru-Universal technology enables a dimmer to control all load types. Dimmers marked as Tru-Universal, such as the sofTap Dimmer below, automatically adapt to any load or combination of loads attached to them - Incandescent/Halogen, Magnetic Low Voltage, Electronic Low Voltage in Forward or Reverse Phase, CFL/LED bulbs, etc. They eliminate the flickering, early dropout, or “pop-on” deficiencies which can plague other non-adaptive dimmers.

The adorne Tru-Universal dimmer is the ultimate solution to dimming difficult loads. Simply pair it with any fixture and you're done!








NAME	SPECIFICATIONS	RATING	COMPATIBLE LOADS	COMPLIANCE	FINISH OPTIONS	PART NUMBER
sofTap Switch 	Single-Pole/3-Way 	15A, 120 VAC, 1/2 Hp	All Loads		White Magnesium Graphite	ASTP1532W4 ASTP1532M4 ASTP1532G4
sofTap Dimmer 	Tru-Universal 2015 Lighting For Tomorrow Winner Single-Pole/3-way 3-Wire 	6W - 700W	Incandescent, Halogen & ELV: 700W, MLV: 500VA, LED/CFL: 450W (not compatible with 0-10V LED drivers), EFL: 5.5A		White Magnesium Graphite	ADTP703TUM4 ADTP703TUM4 ADTP703TUG4
	Single-Pole/3-Way 2-Wire 	700W	Incandescent, Halogen 		White Magnesium	ADTP703HW2 ADTP703HM2
	Single-Pole/3-Way 2-Wire 	1100W	Incandescent, Halogen 		White Magnesium	ADTP1103HW4 ADTP1103HM4
	Single-Pole/3-Way 	0-10V	0-10V Light Fixtures		White Magnesium Graphite	ADTP4FBL3PW4 ADTP4FBL3PM4 ADTP4FBL3PG4



Touch™

The Touch design features a stunning translucent face and operates just like an iPhone® - simply touch your finger on the circle to turn lights on and off, or use the arrows on the right to dim them (Touch dimmer only).

The white Touch interface is created using a unique translucent material. In multi-gang installations, we recommend pairing white Touch switches and dimmers for optimal consistency.

NAME	SPECIFICATIONS	RATING	COMPATIBLE LOADS	COMPLIANCE	FINISH OPTIONS	PART NUMBER
Touch Switch 	Single-Pole/3-Way 	15A, 120 VAC, 1/2 Hp	All Loads		White Magnesium Graphite	ASTH1532W2 ASTH1532M2 ASTH1532G2
Touch Dimmer 	Tru-Universal Single-Pole/3-way 3-Wire 	6W - 700W	Incandescent, Halogen & ELV: 700W, MLV: 500VA, LED/CFL: 450W (not compatible with 0-10V LED drivers), EFL: 5.5A		White Magnesium Graphite	ADTH703TUM4 ADTH703TUM4 ADTH703TUG4
	Single-Pole/3-Way 	0-10V	0-10V Light Fixtures		White Magnesium Graphite	ADTH4FBL3PW4 ADTH4FBL3PM4 ADTH4FBL3PG4

iPhone® is a registered trademark of Apple, Inc.

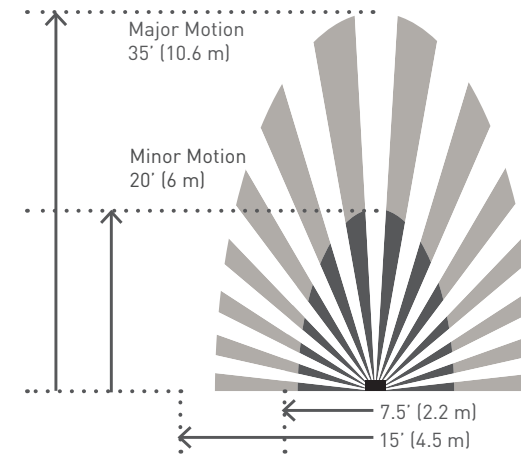
SensaSwitch™ + SensaDimmer™



SensaSwitches include passive infrared (PIR) sensor technology, automatically turning lights on or off when you enter or leave a room. The design features an innovative micro-movement that allows you to also manually turn on lights with a soft touch of the finger. SensaSwitches are available in three models:













- Auto-ON/Auto-OFF: Automatically turns lights on when you enter a room and off when you leave. (Occupancy Sensor)
- Manual-ON/Auto-OFF: Allows you to turn lights on when you enter a room and automatically turns them off when you leave. (Vacancy Sensor)
- Manual-ON/Timed-OFF: Allows you to turn lights on when you enter a room and select a time for lights to turn off (options include 10, 20, 30, and 60 minutes). (Timer)

SensaSwitches are perfect for kitchens, bathrooms, garages, and pantries. The SensaDimmer turns lights on when you enter a room and off when you leave, but can be adjusted to become Manual-ON/Auto-OFF if desired. The chart to the right provides an overview of the sensor coverage area.



SensaSwitch™ + SensaDimmer™ Coverage Area

The Occupancy Sensor, Vacancy Sensor, and SensaDimmer each have a maximum coverage range of 180 degrees and a coverage area of 600 sq. ft. The sensor must have a clear and unobstructed view of the coverage area. Objects blocking the sensor's lens may prevent detection thereby causing the light to turn off even though someone is in the area. Windows, glass doors, and other transparent barriers will obstruct the sensor's view and prevent detection.

NAME	SPECIFICATIONS	RATING	COMPATIBLE LOADS	TIME DELAY	COMPLIANCE	FINISH OPTIONS	PART NUMBER
 SensaSwitch, Auto-ON/Auto-OFF Occupancy Sensor (Must be paired with another SensaSwitch or SensaDimmer in 3-way applications)	Single-Pole/3-Way 	600W, 120VAC, 60 Hz, 1/6 Hp	All Loads	5 minutes – 30 minutes	 CA Title 24	White Magnesium Graphite	ASOS32W4 ASOS32M4 ASOS32G4
 SensaSwitch, Manual-ON/Auto-OFF Vacancy Sensor (Must be paired with another SensaSwitch or SensaDimmer in 3-way applications)	Single-Pole/3-Way 	600W, 120VAC, 60 Hz, 1/6 Hp	All Loads	5 minutes – 30 minutes	 CA Title 24	White Magnesium Graphite	ASVS12W4 ASVS12M4 ASVS12G4
 SensaSwitch, Manual-ON/Timed-OFF Manual ON/Timed OFF Switch (Must be paired with another SensaSwitch/ or SensaDimmer)	Single-Pole/3-Way 	600W, 120VAC, 60 Hz, 1/6 Hp	All Loads	Options include 60, 30, 20, or 10 minutes		White Magnesium Graphite	ASTM2W2 ASTM2M2 ASTM2G2
 SensaDimmer, Auto-ON/Auto-OFF Dimming Occupancy Sensor 3-Wire (Must be paired with another SensaSwitch)	Single-Pole/3-Way 	25W - 700W 25W - 450W	Incandescent, Halogen	5 minutes – 30 minutes		White Magnesium Graphite	ADSM703HW2 ADSM703HM2 ADSM703HG2






Wave™

The Wave switch features innovative technology combined with sleek, contemporary design. Simply wave your hand in front of the switch to turn lights on and off.

With its touch-free motion, the Wave is ideal for countertop areas in kitchens and bathrooms. It has a preset sensor distance of approximately 4". However, this can be easily adjusted to sense movement from 1" to 6" in front of switch.




















NAME	SPECIFICATIONS	RATING	COMPATIBLE LOADS	COMPLIANCE	FINISH OPTIONS	PART NUMBER
 Wave Switch	Single-Pole/3-Way 	15A, 120 VAC, 1/2 Hp	All Loads		White Magnesium Graphite	ASWV1532W2 ASWV1532M2 ASWV1532G2



















Outlets (Receptacles)

All adorne outlets include a tamper-resistant design featuring a patented shutter system, keeping children safe by preventing them from pushing small objects into the outlet. The shutters are molded a dark color so that they fade into the background while keeping users safe. Outlets and GFCIs are available in full- and plus-size versions.

All adorne 15A outlets have a 20A feed or pass-through allowing them to be installed on 20A circuits, such as in kitchens, bathrooms, etc.

NAME	DESCRIPTION	RATINGS	NEMA CONFIGURATION	COMPLIANCE	FINISH OPTIONS	PART NUMBER
 Tamper-Resistant Outlet	Pair with a Half-Size Nightlight, Paddle Switch, or USB Outlet for greater functionality in a 1-Gang+ Wall Plate. 15A provides 20A pass-through.	15A, 125V 	5-15R		White Magnesium Graphite	ARTR152W4 ARTR152M4 ARTR152G4
		20A, 125V 	5-20R			ARTR202W4 ARTR202M4 ARTR202G4
 Plus-Size Tamper-Resistant Outlet	Compatible with 1-Gang+ Wall Plates only. Cannot be used in multi-gang installations. 15A provides 20A pass-through.	15A, 125V 	5-15R		White Magnesium Graphite	ARTR153W4 ARTR153M4 ARTR153G4
 Tamper-Resistant GFCI	GFCIs protect against serious injury due to electric shock. They are required by National Electrical Code in kitchens and bathrooms. All adorne GFCIs are self testing to meet the latest NEC requirement. 15A provides 20A pass-through.	15A, 125V 	5-15R		White Magnesium Graphite	AGFTR2152W4 AGFTR2152M4 AGFTR2152G4
		20A, 125V 	5-20R			AGFTR2202W4 AGFTR2202M4 AGFTR2202G4
 Plus-Size Tamper-Resistant GFCI	GFCIs protect against serious injury due to electric shock. They are required in kitchens and bathrooms. All adorne GFCIs are self testing to meet the latest NEC requirement. 15A provides 20A pass-through. Compatible with 1-Gang+ Wall Plates only. Cannot be used in multi-gang installations.	15A, 125V 	5-15R		White Magnesium Graphite	AGFTR2153W4 AGFTR2153M4 AGFTR2153G4
 Energy-Saving ON/OFF Outlet	On/off switch allows you to save energy and stop the flow of power without unplugging your device. Perfect for kitchens, bathrooms, and computer rooms. Provides 20A pass-through.	15A, 125V 	5-15R		White Magnesium Graphite	ARPS152W4 ARPS152M4 ARPS152G4

NAME	DESCRIPTION	RATINGS	NEMA CONFIGURATION	COMPLIANCE	FINISH OPTIONS	PART NUMBER
 Tamper-Resistant Dual Controlled Outlet	This Plug Load outlet controls both receptacles, which will turn off for energy efficiency and cost savings. They are code-required, meet standards, and include permanent power markings. 15A provides 20A pass-through.	15A, 125V 	5-15R		White Magnesium Graphite	ARCD152W10 ARCD152M10 ARCD152G10
		20A, 125V 	5-20R			ARCD202W10 ARCD202M10
 Tamper-Resistant Half Controlled Outlet	This Plug Load outlet controls half the receptacle, featuring a factory-broken split-circuit tab, allowing half of the receptacle to turn off for energy efficiency and cost savings. They are code-required, meet standards, and include permanent power markings. Provides 20A pass-through.	15A, 125V 	5-15R		White Magnesium Graphite	ARCH152W10 ARCH152M10 ARCH152G10
 Half-Size USB Outlet	Perfect for charging mobile devices such as phones and tablets. Pair with a switch or outlet in a 1-Gang+ plate for more functionality in one box. Provides 20A pass-through.	2.1A, 5 VDC, 11W 			White Magnesium Graphite	ARUSBW4 ARUSBM4 ARUSBG4
 Dual USB Plus-Size Outlet Combo	Perfect for charging multiple mobile devices such as phones and tablets. 15A provides 20A pass-through. Does not include wall plate	3.1A, 5V DC, 15A, 125V 			White Magnesium Graphite	ARTRUSB153W4 ARTRUSB153M4 ARTRUSB153G4
 Dual USB Outlet with Wallplate	Perfect for charging multiple mobile devices such as phones and tablets. Comes with a wall plate included.	3.1A, 5V DC, 15A, 125V 			White Magnesium Graphite	ARTRUSB153W4WP ARTRUSB153M4MP ARTRUSB153G4WP



Pop-Out™ Outlet (Receptacle)

Pop-Out Outlets require a special frame (included in package) and are not compatible with those used with adorne wall plates. **They require a deep box, such as Pass & Seymour SI22R, for installation or in a location that has a thick material like a kitchen backsplash, in a standard box.** Each 15A outlet includes capacity for three plugs.

NAME	DESCRIPTION	RATINGS	NEMA CONFIGURATION	COMPLIANCE	FINISH OPTIONS	PART NUMBER
Pop-Out Outlet, 1-Gang	Includes 1-gang frame for installation. Cannot be paired with other switches, dimmers, outlets, or accessories. 15A version provides 3 receptacles. 20A version provides 2 receptacles. Cannot be used in multi-gang installations.	15A	5-15R		White Magnesium Graphite	ARPTR151GW2 ARPTR151GM2 ARPTR151GG2
		20A	5-20R		White Magnesium Graphite	ARPTR201GW2 ARPTR201GM2 ARPTR201GG2
Pop-Out Outlet, 2-Gang	Includes one Pop-Out Outlet and 2-gang frame for installation. Select this option to pair your Pop-Out Outlet with another adorne switch, dimmer, outlet, or accessory.	15A	5-15R		White Magnesium Graphite	ARPTR152GW2 ARPTR152GM2 ARPTR152GG2




deQuorum™ Flip-Up Table Boxes

deQuorum Flip-Up Table Boxes provide flexibility in decor, communication connectivity options, and installation to meet specific functional and aesthetic needs. Flip-Up Table Boxes bring the modules above the work surface when in use for easy access. Available in a black powder coat or brushed stainless steel finish.

*For additional configurations contact your local rep.

NAME	DESCRIPTION	RATINGS	NEMA CONFIGURATION	COMPLIANCE	FINISH OPTIONS	PART NUMBER
Field Wired Dequorum™ Single Flip Up Unit with USB	Unit includes one (1) 15A tamper resistant duplex receptacle with two (2) USB ports that provide 3.1A.	15A, 125V	5-15R		Black Stainless	DQFF15UBK DQFF15UST
Cord Ended Dequorum™ Single Flip Up Unit with USB	Unit includes one (1) 15A black tamper-resistant duplex receptacle with two (2) USB ports that provide 3.1A. Unit comes with a 6' (1.83m) cord. Comes with a black powder coat finish.	15A, 125V	5-15R		Black Stainless	DQFP15UBK DQFP15UST
Cord Ended Dequorum™ Single Flip Up Unit	Unit includes one (1) 15A black tamper-resistant duplex receptacle. Unit comes with a 6' (1.83m) cord. Comes with a black powder coat finish.	15A, 125V	5-15R		Black Stainless	DQFP15BK DQFP15ST



Furniture Power Centers


Furniture Power Centers offer endless design possibilities for providing power that's built-into furniture that have never been available before. Fueled by the beauty and diversity of adorne devices and wall plates, Furniture Power Centers are designed to blend seamlessly with or provide a beautiful accent to your furniture and design of your space. Add charging, switching and dimming directly into the headboard, night stand or lobby seating- just plug and play.

NAME	DESCRIPTION	RATINGS	NEMA CONFIGURATION	COMPLIANCE	FINISH OPTIONS	PART NUMBER
Furniture Power, Outlet and USB Port	Easily add power and charging to furniture. 1 tamper-resistant outlet and 1 USB charging port in a magnesium finish. Wall plate sold separately. Comes standard with 8 foot cord with right angle plug.	Receptacles: 15A 120Vac USB charging ports: 2.4A, 5Vdc each			White Magnesium	AD1-RU-W AD1-RU-M
Furniture Power, Outlet and 2 USB Ports	Easily add power and charging to furniture. 1 tamper-resistant outlet and 2 USB charging ports in a magnesium finish. Wall plate sold separately. Comes standard with 8 foot cord with right angle plug.	Receptacles: 15A 120Vac USB charging ports: 2.4A, 5Vdc each			White Magnesium	AD2-2UR-W AD2-2UR-M
Furniture Power, 2 Outlets and 2 USB Ports	Easily add power and charging to furniture. 2 tamper-resistant outlets and 2 USB charging ports in a magnesium finish. Wall plate sold separately. Comes standard with 8 foot cord with right angle plug.	Receptacles: 15A 120Vac USB charging ports: 2.4A, 5Vdc each			White Magnesium	AD3-R2UR-W AD3-R2UR-M

Illumination Accessories

You've never seen a nightlight that hides itself so cleverly, yet responds so elegantly to a simple touch. Or one that can be lifted from its home on your wall to double as a carry-around flashlight. When it comes to brilliant solutions, adorne really shines.

All nightlights include ambient light level sensors. Each features a range of settings, including: Always Off, Low, Medium, and High. If set to Low, Medium, or High, the nightlight's LED will only be visible when the ambient room is dark. To change the selected setting, simply push on the square in the upper right-hand corner of the nightlight.



NAME	DESCRIPTION	COMPLIANCE	PART NUMBER
Half-size Nightlight	Features a soft, glowing LED light. Pair with a switch or outlet in a 1-Gang, 3-Module Plate for added flexibility. Light levels include: Always Off Low Medium High		AANLM14
Nightlight	Features a soft, glowing LED light. Light levels include: Always Off Low Medium High		AANLM24
Portable Nightlight/ Flashlight	Simply push on this innovative nightlight to remove it from the wall and use it as a flashlight. Device recharges while mounted in wall and operates for up to 10 hours during a power failure. Includes light level options listed above, as well as Flashlight Mode, which is activated only when device is removed from the wall.		AARNL2



In-wall nightlight function



Press on nightlight to remove from wall



Portable flashlight function

Accent Nightlight

The Accent Nightlight is a stunning addition to any adorne product and is compatible with any* 1- through 4-Gang wall plate. The device is invisible once installed, but can be activated by placing a finger under the wall plate. This will cause the light to cycle through several light level options, as depicted in the chart below.

NAME	COMPLIANCE	PART NUMBER
Accent Nightlight, 1-Gang		AAAL1G4
Accent Nightlight, 2-Gang		AAAL2G2
Accent Nightlight, 3-Gang		AAAL3G2
Accent Nightlight, 4-Gang		AAAL4G2



*Please note, the Accent Nightlight will not work with the Pop-Out Outlet.

Light Level Settings

The Accent Nightlight will cycle through these options, allowing you to select the setting you prefer. Auto-OFF indicates that the light will automatically turn on when the room is dark and off when the room is light.

DAYTIME	NIGHT TIME
Auto-OFF (1)	High
Always ON (2)	Medium
	Low
	Ultra-Low
	OFF (3)

1. Light turns off automatically when room is light.
2. Light remains on when room is light.
3. Light remains off when room is dark.

Locator Status Light: Find Us in the Dark

NAME	DESCRIPTION	COMPLIANCE	PART NUMBER
Locator Status Light	Add a stylish, small locator light to your Paddle, Whisper, or Push switch or dimmer and you'll never again have to slide your hand across the wall trying to find that switch. The locator light is a standard feature of all other switches and dimmers. It can be disabled if desired. Locator light is on when the load is off and off when the load is on.		AALSL6 AALSL277 (277 VAC)



OPTIONAL

Paddle Optional Accessory	Whisper Optional Accessory	Push Optional Accessory	sofTap Standard Feature	SensaSwitch Standard Feature	Touch Standard Feature	Wave Standard Feature

CONNECTIVITY & ACCESSORIES

Blank Module

Use this blank insert to give your project a complete, finished look. Pair it with other half-size devices, like the Nightlight, Paddle Switch, or USB, in a 1-gang wall plate.


NAME	FINISH OPTIONS	PART NUMBER
Half-Size Blank	White Magnesium Graphite	AABK1W4 AABK1M4 AABK1G4



Keystone Frames

For a consistent look throughout the project, select an adorne keystone frame to enable audio, video, and data connectivity in an adorne wall plate. Simply pair a 1-port, 2-port, or 4-port frame with any keystone inserts shown on the next page and then mount in an adorne wall plate for a complete installation.

NAME	FINISH OPTIONS	PART NUMBER
1-Port Frame	White Magnesium Graphite	AC1PFW1 AC1PFM1 AC1PFG1
2-Port Frame	White Magnesium Graphite	AC2PFW1 AC2PFM1 AC2PFG1
4-Port Frame	White Magnesium	AC4PFW1 AC4PFM1
In-Wall Cable Access Port	White Magnesium	ACBRSTPW1 ACBRSTPM1

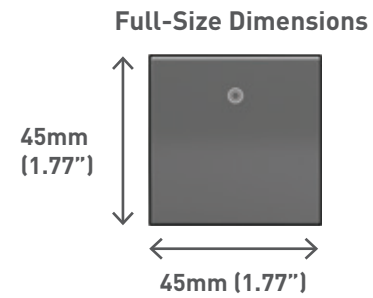
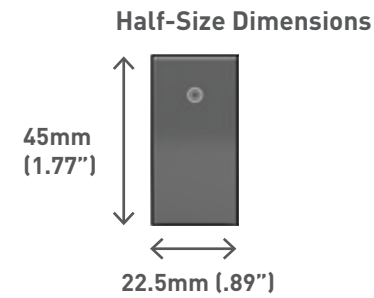


Keystone Inserts

NAME	FINISH OPTIONS	PART NUMBER
Cat 5e RJ45 Data/Phone Insert	White Magnesium	AC5ERJ45W1 AC5ERJ45M1
Cat 5e RJ45 Data Coupler Insert	White Magnesium	AC5ERJ45CW1 AC5ERJ45CM1
Cat 6 RJ45 Data Insert	White Magnesium Graphite	AC6RJ45W1 AC6RJ45M1 AC6RJ45G1
RJ25 Phone Jack	White Magnesium	ACRJ25W1 ACRJ25M1
Component Video RCA to F-Kit	White Magnesium	ACRGBRCAFW1 ACRGBRCAFM1
Composite Video RCA to F-Connector	White Magnesium	ACYRCAFW1 ACYRCAFM1

NAME	FINISH OPTIONS	PART NUMBER
HDMI Keystone Coupler	White Magnesium	ACHDMIW1 ACHDMIM1
Single Keystone Speaker Connector	White Magnesium	ACSSIW1 ACSSIM1
Speaker Binding Posts	White Magnesium	ACABPW1 ACABPM1
Subwoofer RCA to F-Connector	White Magnesium	ACPRCAFW1 ACPRCAFM1
Video F-Connector	White Magnesium Graphite	ACNRFCW1 ACNRFCM1 ACNRFCG1
Blank Keystone Insert (4-Pack)	White Magnesium	ACBLKW4 ACBLKM4

Modular Unit Dimensions



- The basic building block of the system is a half-size unit (45mm x 22.5mm).
- All devices have either half-size or full-size front faces.
- Devices also have either half-size, full-size, or plus-size backbodies.
- Most switches, dimmers, and outlets are in the full-size format (45mm x 45 mm). This is the standard adorne proprietary "45" opening.

Front Face and Backbody Modular Sizes

NAME	FRONT FACE SIZE	BACKBODY SIZE
SWITCHES		
Paddle Switch, 2-Module	Full-Size	Full-Size
Paddle Switch, 1-Module	Half-Size	Half-Size
Whisper Switch	Full-Size	Full-Size
Push Switch	Full-Size	Full-Size
sofTap Switch	Full-Size	Plus-Size
SensaSwitch	Full-Size	Plus-Size
Touch	Full-Size	Plus-Size
Wave	Full-Size	Plus-Size
DIMMERS		
Paddle	Full-Size	Plus-Size
Whisper	Full-Size	Plus-Size
sofTap	Full-Size	Plus-Size
SensaDimmer	Full-Size	Plus-Size
Touch	Full-Size	Plus-Size
Paddle Fan Speed Control	Full-Size	Plus-Size

NAME	FRONT FACE SIZE	BACKBODY SIZE
OUTLETS		
Tamper-Resistant Outlet, Full-Size	Full-Size	Full-Size
Tamper-Resistant Outlet, Plus-Size	Plus-Size	Plus-Size
GFCI Outlet, Full-Size	Full-Size	Plus-Size
GFCI Outlet, Plus-Size	Plus-Size	Plus-Size
Energy-Saving ON/OFF Outlet	Full-Size	Full-Size
USB Outlet	Half-Size	Half-Size
ILLUMINATION		
Nightlight, Half-Size	Half-Size	Half-Size
Nightlight, Full-Size	Full-Size	Full-Size
Portable Nightlight/Flashlight	Full-Size	Plus-Size

Optional Configurations

1-Gang



1-Gang



1-Gang+




2-Gang



3-Gang



4-Gang



CHOOSE A STYLE
AS INTERESTING
AS YOURS



WALL PLATES



34	Overview
36	Real Materials
38	Cast Metals
40	The Hubbardton Forge® Line
42	Plastics

R REAL MATERIALS

CM CAST METALS

HF HUBBARDTON FORCE[®]

P PLASTIC



R Black Stainless



R Brushed Stainless



P Custom with Magnesium Trim



P Custom with White Trim



R Macassar



P Bronze



P Natural Iron



P Black Ink



P Bronze



P Bleu Noir



R Mirror



R Mirror Black



R Mirror White



R Mirror White, White-on-White



R Slate Linen



P Carnival



P Graphite



P Gloss White



P Gloss White, White-on-White



P Golden Sands



R Spiraled Stainless



R Rustic Gray



R True Linen



CM Black Nickel



CM Brushed Black Nickel



P Greige



P Hibiscus



P Magnesium



P Pale Blue




P Powder White



CM Brushed Satin Brass



CM Brushed Stainless Steel



CM Coffee



CM Matte Antique Copper



CM Satin Black



P Satin Light Almond



P Titanium



CM Oil-Rubbed Bronze










































CM Satin Nickel



MIRROR WHITE ON WHITE | AWM1G2MWW4




























Real Materials


adorne Real Material wall plates are created with natural materials such as leather and wood. Each wall plate is hand-crafted by artisans and no two are exactly alike. These slight variations in finish and color add to the unique beauty of the adorne Real Material line.

NAME	GANGS	PART NUMBER	NAME	GANGS	PART NUMBER
Black Stainless  NEW!  	1-Gang 1-Gang+ 2-Gang 3-Gang 4-Gang	AWM1G2BLS4 AWM1G3BLS4 AWM2GBLS4 AWM3GBLS4 AWM4GBLS4	Mirror White   	1-Gang 1-Gang+ 2-Gang 3-Gang 4-Gang	AWM1G2MWW4 AWM1G3MWW4 AWM2GMWW4 AWM3GMWW4 AWM4GMWW4
Brushed Stainless   	1-Gang 1-Gang+ 2-Gang 3-Gang 4-Gang	AWM1G2MS4 AWM1G3MS4 AWM2GMS4 AWM3GMS4 AWM4GMS4	Mirror White, White-on-White   	1-Gang 1-Gang+ 2-Gang 3-Gang 4-Gang	AWM1G2MWWW4 AWM1G3MWWW4 AWM2GMWWW4 AWM3GMWWW4 AWM4GMWWW4
Custom with Magnesium Trim   	1-Gang 1-Gang+ 2-Gang 3-Gang 4-Gang	AWM1G2M4 AWM1G3M4 AWM2GM4 AWM3GM4 AWM4GM4	Slate Linen  NEW!  	1-Gang 1-Gang+ 2-Gang 3-Gang 4-Gang	AWM1G2SL4 AWM1G3SL4 AWM2GSL4 AWM3GSL4 AWM4GSL4
Custom with White Trim   	1-Gang 1-Gang+ 2-Gang 3-Gang 4-Gang	AWM1G2W4 AWM1G3W4 AWM2GW4 AWM3GW4 AWM4GW4	Spiraled Stainless  NEW!  	1-Gang 1-Gang+ 2-Gang 3-Gang 4-Gang	AWM1G2SP4 AWM1G3SP4 AWM2GSP4 AWM3GSP4 AWM4GSP4
Macassar  NEW!  	1-Gang 1-Gang+ 2-Gang 3-Gang 4-Gang	AWM1G2MA4 AWM1G3MA4 AWM2GMA4 AWM3GMA4 AWM4GMA4	Rustic Grey  NEW!  	1-Gang 1-Gang+ 2-Gang 3-Gang 4-Gang	AWM1G2RG4 AWM1G3RG4 AWM2GRG4 AWM3GRG4 AWM4GRG4
Mirror   	1-Gang 1-Gang+ 2-Gang 3-Gang 4-Gang	AWM1G2MR4 AWM1G3MR4 AWM2GMR4 AWM3GMR4 AWM4GMR4	True Linen  NEW!  	1-Gang 1-Gang+ 2-Gang 3-Gang 4-Gang	AWM1G2TL4 AWM1G3TL4 AWM2GTL4 AWM3GTL4 AWM4GTL4
Mirror Black   	1-Gang 1-Gang+ 2-Gang 3-Gang 4-Gang	AWM1G2MB4 AWM1G3MB4 AWM2GMB4 AWM3GMB4 AWM4GMB4			

Cast Metals

adorne Cast Metal wall plates are hand-crafted by artisans, making them unique and distinctive. These slight variations in finish and color add to the rich beauty of the adorne Cast Metal offering.







NAME	GANGS	PART NUMBER	NAME	GANGS	PART NUMBER
Black Nickel  NEW!  	1-Gang 1-Gang+ 2-Gang 3-Gang 4-Gang	AWC1G2BLN4 AWC1G3BLN4 AWC2GBLN4 AWC3GBLN4 AWC4GBLN4	Matte Antique Copper  NEW!  	1-Gang 1-Gang+ 2-Gang 3-Gang 4-Gang	AWC1G2MAC4 AWC1G3MAC4 AWC2GMAC4 AWC3GMAC4 AWC4GMAC4
Brushed Black Nickel  NEW!  	1-Gang 1-Gang+ 2-Gang 3-Gang 4-Gang	AWC1G2BBN4 AWC1G3BBN4 AWC2GBBN4 AWC3GBBN4 AWC4GBBN4	Satin Black  NEW!  	1-Gang 1-Gang+ 2-Gang 3-Gang 4-Gang	AWC1G2SBL4 AWC1G3SBL4 AWC2GSBL4 AWC3GSBL4 AWC4GSBL4
Brushed Satin Brass  NEW!  	1-Gang 1-Gang+ 2-Gang 3-Gang 4-Gang	AWC1G2BSB4 AWC1G3BSB4 AWC2GBSB4 AWC3GBSB4 AWC4GBSB4	Oil-Rubbed Bronze   	1-Gang 1-Gang+ 2-Gang 3-Gang 4-Gang	AWC1G2OB4 AWC1G3OB4 AWC2GOB4 AWC3GOB4 AWC4GOB4
Brushed Stainless Steel   	1-Gang 1-Gang+ 2-Gang 3-Gang 4-Gang	AWC1G2BS4 AWC1G3BS4 AWC2GBS4 AWC3GBS4 AWC4GBS4	Satin Nickel   	1-Gang 1-Gang+ 2-Gang 3-Gang 4-Gang	AWC1G2SN4 AWC1G3SN4 AWC2GSN4 AWC3GSN4 AWC4GSN4
Coffee  NEW!  	1-Gang 1-Gang+ 2-Gang 3-Gang 4-Gang	AWC1G2COF4 AWC1G3COF4 AWC2GCOF4 AWC3GCOF4 AWC4GCOF4			



SATIN NICKEL | AWC1G2SN4

The Hubbardton Forge® Line


What happens when you combine a 6,000 year-old art with leading edge, touch-sensitive technology? Introducing the Hubbardton Forge line by Legrand, as part of the adorne® collection. Lustrous metal plates, forged by fire to make adorne's simply elegant switches and outlets a perfect match with Hubbardton Forge's rich array of metal textures and finishes. It's a partnership forged in the fires of creativity and passion.

NAME	GANGS	PART NUMBER	NAME	GANGS	PART NUMBER
Bronze   	1-Gang	AWM1G2HFBR4	Natural Iron   	1-Gang	AWM1G2HFFE4
	1-Gang+	AWM1G3HFBR1		1-Gang+	AWM1G3HFFE1
	2-Gang	AWM2GHFBR1		2-Gang	AWM2GHFFE1
	3-Gang	AWM3GHFBR1		3-Gang	AWM3GHFFE1
	4-Gang	AWM4GHFBR1		4-Gang	AWM4GHFFE1



NATURAL IRON | AWM2GHFFE1

Variations in finish appearance are a normal and desired result of the process rendering each piece an individual and unique work of art.









GRAPHITE | AWP2GGR4










Plastics

Available in a variety of classic and contemporary colors, adorne Plastic wall plates provide the perfect finishing touch to any installation.

NAME	GANGS	PART NUMBER	NAME	GANGS	PART NUMBER
Black Ink	1-Gang 1-Gang+ 2-Gang 3-Gang 4-Gang 5-Gang 6-Gang	AWP1G2NK4 AWP1G3NK4 AWP2G2NK4 AWP3G2NK4 AWP4G2NK4 AWP5G2NK1 AWP6G2NK1	Gloss White, White-on-White	1-Gang 1-Gang+ 2-Gang 3-Gang 4-Gang 5-Gang 6-Gang	AWP1G2WHW10 AWP1G3WHW4 AWP2GWHW10 AWP3GWHW4 AWP4GWHW4 AWP5GWHW1 AWP6GWHW1
Bronze	1-Gang 1-Gang+ 2-Gang 3-Gang 4-Gang 5-Gang 6-Gang	AWP1G2BR6 AWP1G3BR4 AWP2G2BR4 AWP3G2BR4 AWP4G2BR4 AWP5G2BR1 AWP6G2BR1	Gloss White	1-Gang 1-Gang+ 2-Gang 3-Gang 4-Gang 5-Gang 6-Gang	AWP1G2WH6 AWP1G3WH4 AWP2GWH4 AWP3GWH4 AWP4GWH4 AWP5GWH1 AWP6GWH1
Bleu Noir	1-Gang 1-Gang+ 2-Gang 3-Gang 4-Gang 5-Gang 6-Gang	AWP1G2BN4 AWP1G3BN4 AWP2G2BN4 AWP3G2BN4 AWP4G2BN4 AWP5G2BN1 AWP6G2BN1	Golden Sands	1-Gang 1-Gang+ 2-Gang 3-Gang 4-Gang 5-Gang 6-Gang	AWP1G2GS4 AWP1G3GS4 AWP2GGS4 AWP3GGS4 AWP4GGS4 AWP5GGS1 AWP6GGS1
Carnival	1-Gang 1-Gang+ 2-Gang 3-Gang 4-Gang 5-Gang 6-Gang	AWP1G2CA4 AWP1G3CA4 AWP2G2CA4 AWP3G2CA4 AWP4G2CA4 AWP5G2CA1 AWP6G2CA1	Greige	1-Gang 1-Gang+ 2-Gang 3-Gang 4-Gang 5-Gang 6-Gang	AWP1G2GG4 AWP1G3GG4 AWP2GGG4 AWP3GGG4 AWP4GGG4 AWP5GGG1 AWP6GGG1
Graphite	1-Gang 1-Gang+ 2-Gang 3-Gang 4-Gang 5-Gang 6-Gang	AWP1G2GR6 AWP1G3GR4 AWP2G2GR4 AWP3G2GR4 AWP4G2GR4 AWP5G2GR1 AWP6G2GR1	Hibiscus	1-Gang 1-Gang+ 2-Gang 3-Gang 4-Gang 5-Gang 6-Gang	AWP1G2HB4 AWP1G3HB4 AWP2GHB4 AWP3GHB4 AWP4GHB4 AWP5GHB1 AWP6GHB1

Plastics

NAME	GANGS	PART NUMBER
Magnesium   	1-Gang	AWP1G2MG6
	1-Gang+	AWP1G3MG4
	2-Gang	AWP2G4MG4
	3-Gang	AWP3G4MG4
	4-Gang	AWP4G4MG4
	5-Gang	AWP5G4MG1
	6-Gang	AWP6G4MG1
Pale Blue   	1-Gang	AWP1G2BL6
	1-Gang+	AWP1G3BL4
	2-Gang	AWP2G4BL4
	3-Gang	AWP3G4BL4
	4-Gang	AWP4G4BL4
	5-Gang	AWP5G4BL1
	6-Gang	AWP6G4BL1

NAME	GANGS	PART NUMBER
Powder White   	1-Gang	AWP1G2PW4
	1-Gang+	AWP1G3PW4
	2-Gang	AWP2G4PW4
	3-Gang	AWP3G4PW4
	4-Gang	AWP4G4PW4
	5-Gang	AWP5G4PW1
	6-Gang	AWP6G4PW1
Satin Light Almond   	1-Gang	AWP1G2LA6
	1-Gang+	AWP1G3LA4
	2-Gang	AWP2G4LA4
	3-Gang	AWP3G4LA4
	4-Gang	AWP4G4LA4
Titanium   	1-Gang	AWP1G2TM6
	1-Gang+	AWP1G3TM4
	2-Gang	AWP2G4TM4
	3-Gang	AWP3G4TM4
	4-Gang	AWP4G4TM4
	5-Gang	AWP5G4TM1
	6-Gang	AWP6G4TM1




The adorne Frame System

The frame is the foundation upon which the adorne modular system is built. It is manufactured with high-strength galvanized metal and includes a ground wire.

Frames include plastic spacers. The spacers remain in place for devices with full size backbodies. They must be removed for devices with plus size backbodies, such as dimmers and GFCI outlets.

The frame completes the enclosure, providing a safe installation during the construction phase and allowing the wall plate to be installed at the end of the project.


Each frame includes a leaded ground that supports the full adorne system. Most switches, outlets, and wall plates (including cast metals) are automatically grounded to the frame, saving time and ensuring a safe and reliable ground path.




1-Gang, Full Size with Spacers




1-Gang, Plus Size without Spacers




2-Gang with Spacers




3-Gang with Spacers



4-Gang with Spacers



5-Gang with Spacers



6-Gang with Spacers

Mounting Frames

NAME	FINISH OPTIONS	PART NUMBER
1-Gang Mounting Frame		AF1G
2-Gang Mounting Frame		AF2G
3-Gang Mounting Frame		AF3G
4-Gang Mounting Frame		AF4G
5-Gang Mounting Frame		AF5G
6-Gang Mounting Frame		AF6G

The adorne Modular System

Complete versatility and unmatched flexibility

adorne fits in all existing NEMA-approved wallboxes.*

The frame is grounded.

Device snaps into the frame and is automatically grounded**. It self-aligns without any screws.

Standard Wallbox

Ground Wire

Frame

Device


Wall Plate

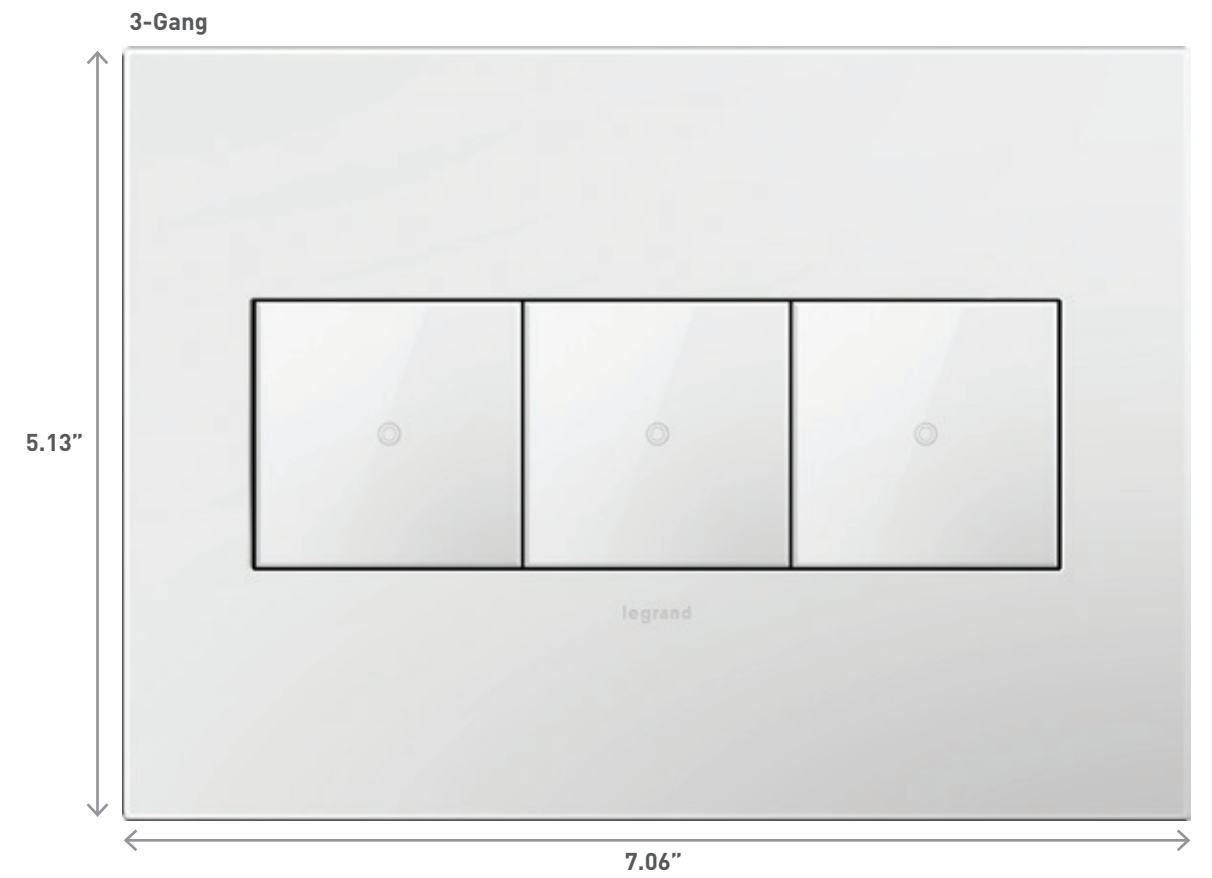
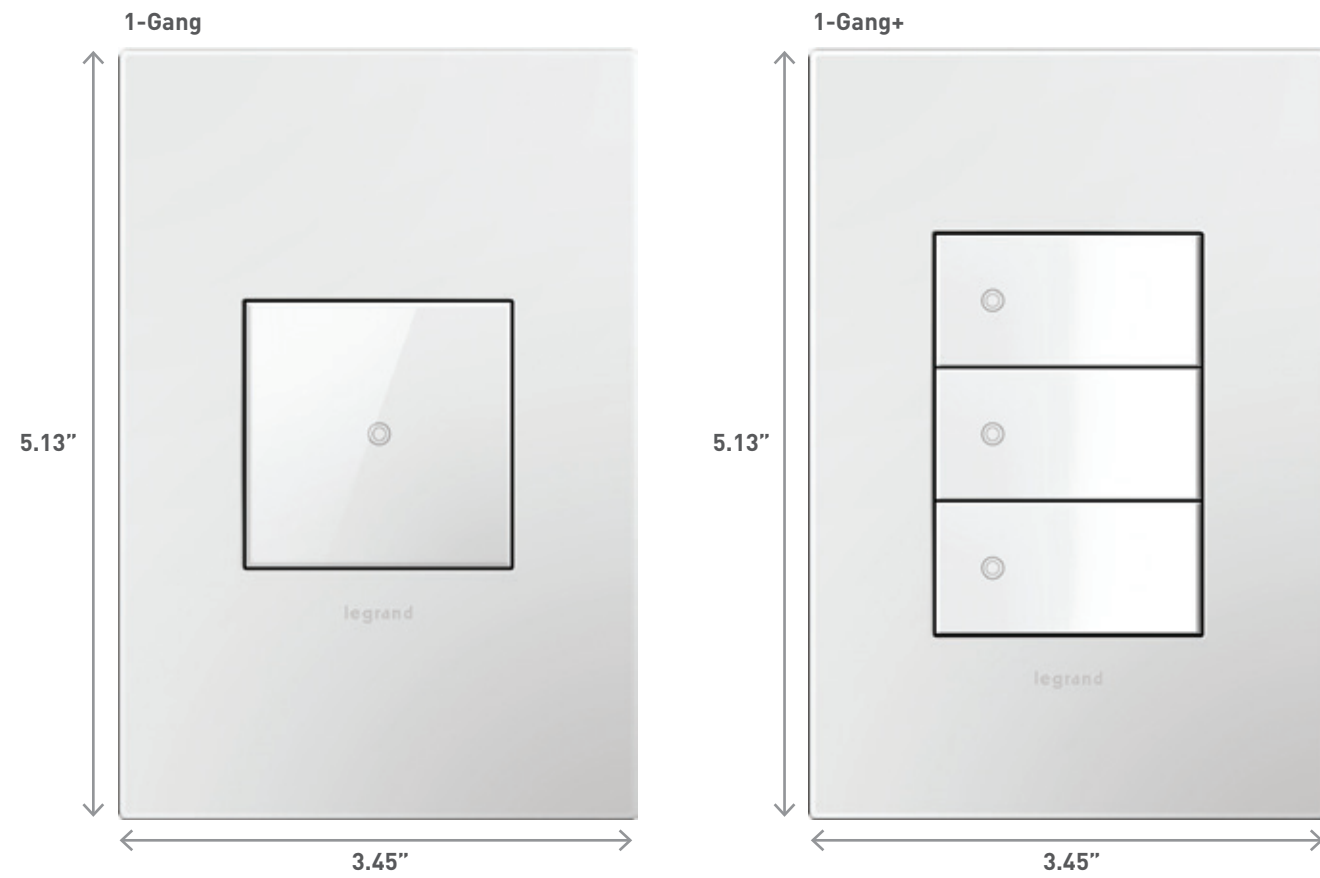
Wall plate snaps onto frame; no screws required.

Modular system solves device alignment problems, improving fit and finish in multi-gang installations.

* Does not apply to Pop-Out Outlet.
** Does not apply to Pop-Out Outlet, 20A Outlet, or 20A GFCI Outlet.

Devices simply snap into the frame from the front. During installation, screw the frame to the box, then pull the wires through the frame and wire the device. Then, simply snap the device into the frame.





Wall Plates

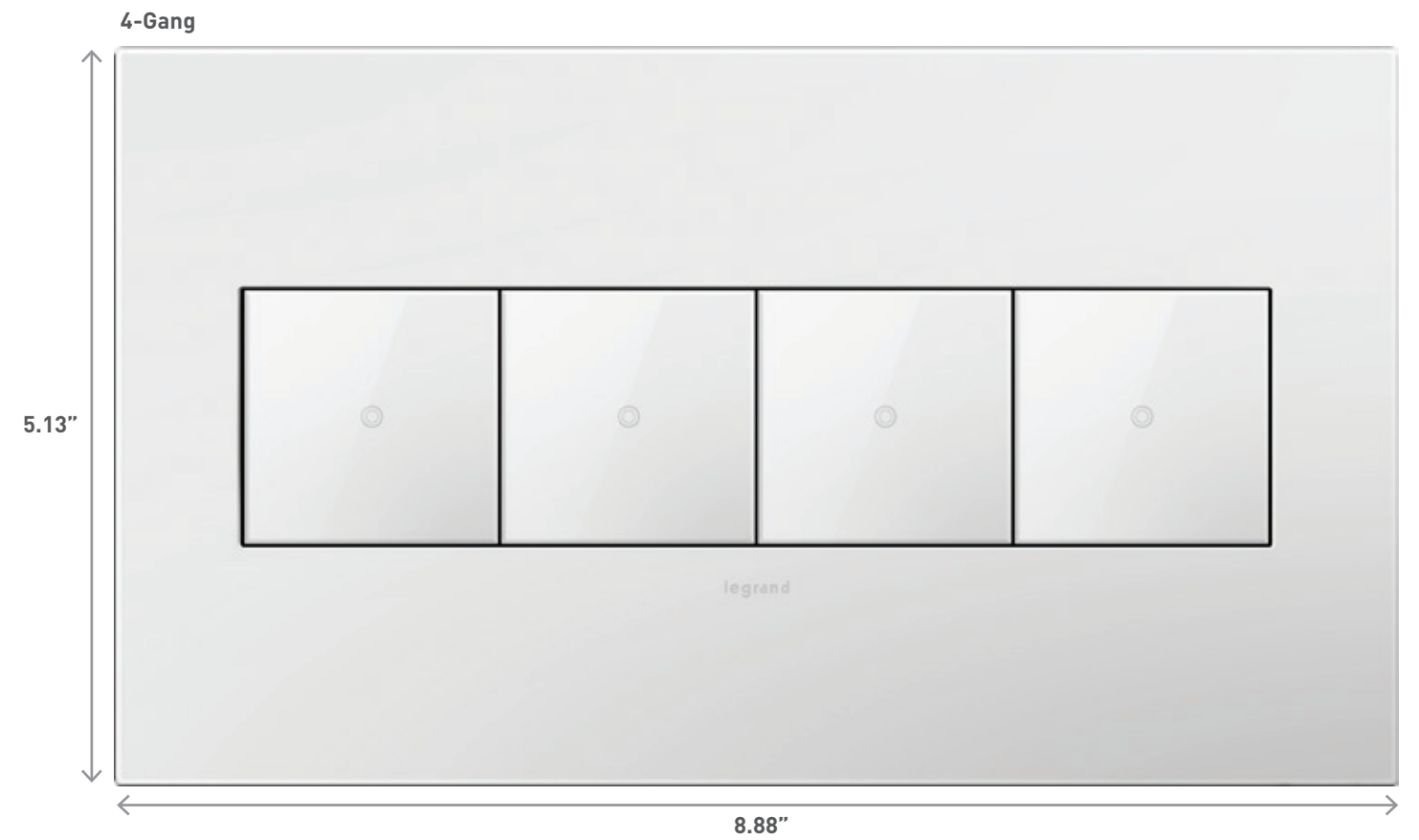
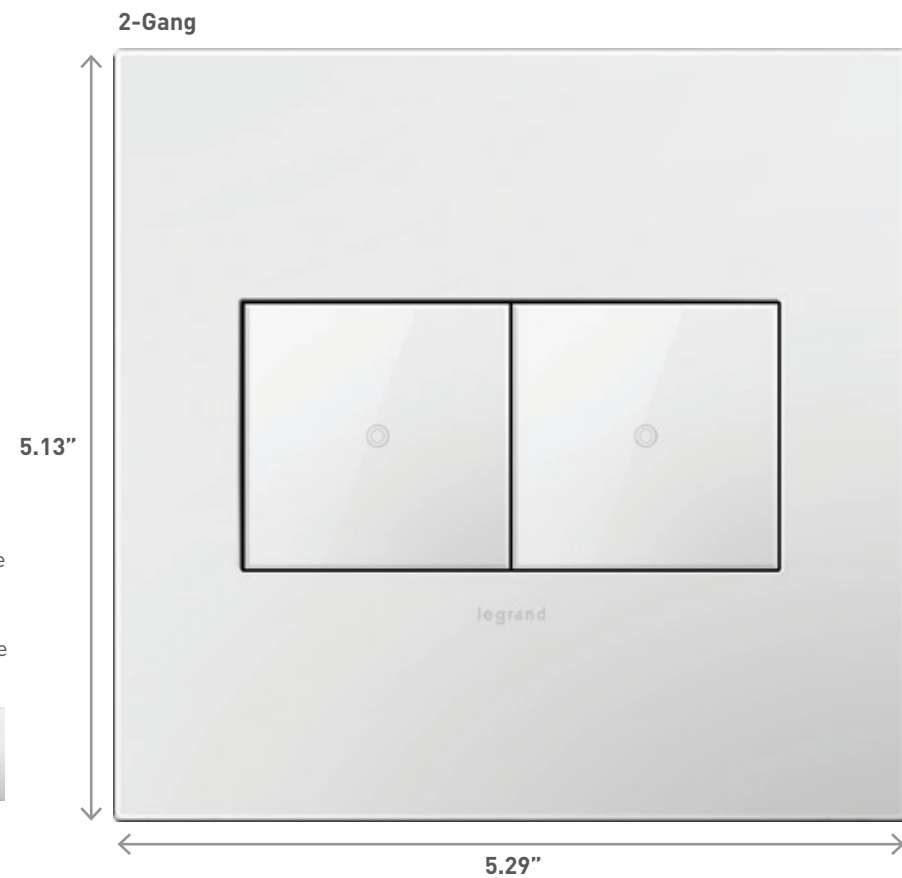
Available in six gang sizes, adorne wall plates provide the perfect complement to adorne switches, dimmers, outlets, and accessories. The collection includes a variety of finishes, from cast metals like Satin Nickel and Oil-Rubbed Bronze to real materials such as Leather and Wood. In addition, the collection includes a full offering of plastic plates in contemporary and classic colors, as well as three innovative Soft Touch finishes.

Each wall plate is packaged with a mounting frame to enable easy installation when paired with a device. All plates are screwless and simply snap onto the included metal frame. See page 64 for more information on the adorne frame system.

All adorne wall plates are UL and ETL-approved. 5- and 6-Gang wall plates are not available in all colors.



5-Gang 5.13" x 10.7"
6-Gang 5.13" x 12.5"





A FRESH
IDEA
FOR COOKING LIGHT

UNDER-CABINET LIGHTING & POWER SYSTEM



52	Overview
56	Modular Tracks
57	Control Boxes
58	Lighting
59	Modules and Accessories

A RECIPE FOR KITCHEN MAGIC.

The adorne Under-Cabinet Lighting System brings an array of modular components that swap out so easily, you'll want to reconfigure whenever the mood strikes. From speakers and smart phone docks to lighting and outlets, there's a world of possibilities to choose from with these high-tech, highly convenient building blocks.

UNDER CABINET LIGHTING



USB Module:
A handy outlet to power today's devices.



Tamper-Resistant Outlet Module:
Convenient power snaps in where you need it.



LED Slimline Light: A low-profile, continuous lighting option.



Linear Lights: For a consistent, continuous light.



Tablet Cradle:
Puts apps and the internet where you need them.



Mobile Cradle:
Because recharging doesn't have to look sloppy.



Modular Tracks: The nerve center that tucks away out of sight. Available in four sizes and two colors.



LOOKING UP A view from below reveals how the adorne collection tucks neatly away, offering tons of convenience while hiding underneath your cabinets.

How to Specify the System

The adorne Under-Cabinet Lighting System is a fully customizable and modular solution for eliminating kitchen clutter. It is compatible with any kitchen layout, such as a galley, L-shaped, or U-shaped, as well as with any home wiring. In order to ensure you have specified the correct products for your system, we recommend you follow the steps outlined below.

1. Planning Your System Layout

First, determine where you want to install the system. Then measure your cabinets to determine the length of Modular Track required:

- Measure each cabinet length at back of cabinet.
- For installations with a corner, allow 3" on each side for Corner Connector.
- When totaling up the length of required Modular Track, be sure to include the length of the desired Control Box or Direct Wire Connector. For a 1-gang box, allow 5". For a 2-gang box, allow 5.25". For Direct Wire Connector, allow 6". For more detail on Control Box options, see page 53.
- If your selection of Modular Tracks does not match the exact length of your cabinets, you can use a Modular Track Extender to complete the track. This piece can be cut down to 6". Standard 12", 18", and 27" Modular Tracks cannot be shortened.



9" Modular Track



12" Modular Track



18" Modular Track



27" Modular Track



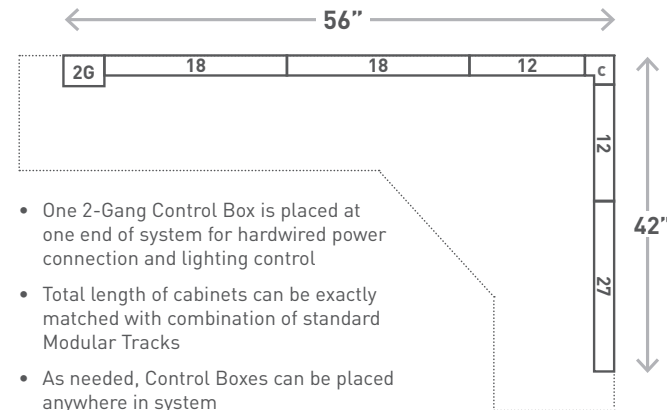
18" Modular Track Extender



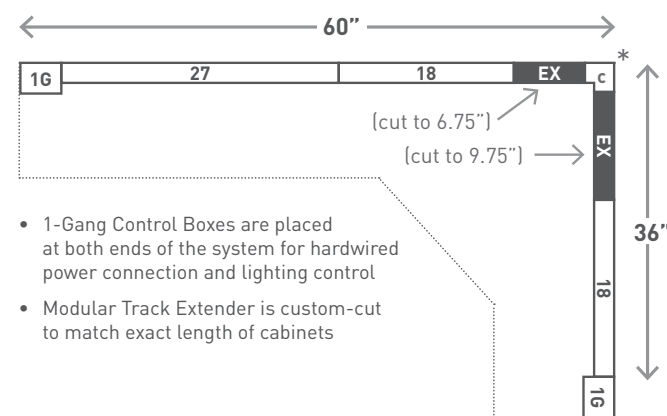
Modular Track Corner Connector

Visit www.adornemyhome.com to watch planning and installation videos.

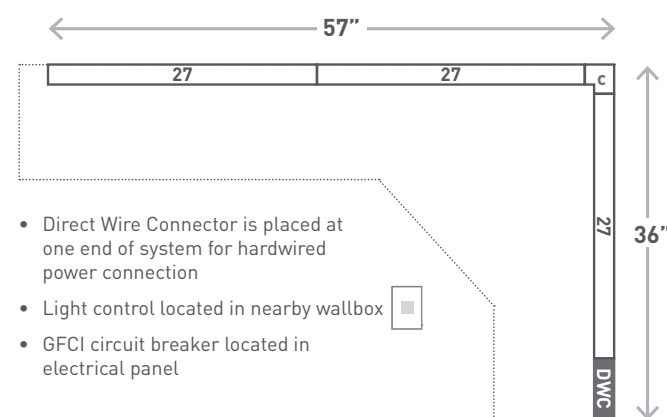
Sample Installation: Length of cabinets is equal to combined length of standard Modular Tracks



Sample Installation: Length of cabinets is greater than combined length of standard Modular Tracks



Sample Installation: Direct wire with system controls in a remote location



2. Selecting the Control Box and Power Options

Next, select the type of lighting and power connection you'd like to include. For a hardwired installation, there are five options to choose from which enable expanded lighting control options such as dimming:

- Control Box with Paddle Dimmer
- Control Box with Paddle Dimmer and GFCI protection
- Control Box, 1-Gang (No Devices)
- Control Box, 2-Gang (No Devices)
- Direct Wire Connector

For hardwired installations, there must be three separate circuits from the electrical panel:

- Receptacle Circuit: 20 Amps; GFCI-protected; Use #12 wire
- Lighting Circuit: 15 Amps; Use #12 or #14 wire
- Accessory Circuit: 15 Amps; Use #12 or #14 wire

Hardwired Control Boxes



Compatible with all adorne 2-module devices. The CFL/LED Paddle Dimmer (ADPD453LM2) is recommended for use with the adorne system.

3. Selecting the LED Lights

The adorne Under-Cabinet Lighting System is only compatible with adorne LED lights. Recommended placement for lights is every 18" along Modular Track.

You can select any combination of Linear lights to complete your system. In addition, if you are mounting a light under the cabinet and wish to move it further to the front of the counter, you can use the LED Light Extender. This enables you to increase the length of any light from the Modular Track from a standard 11" to up to 22". This is especially useful in corner installations.



4. Choosing Accessories to Complete the System

The final step is to select the accessories to perfectly complement your system. adorne offers a range of options, including USB charging ports, mobile and tablet cradles. Each of these accessories provides flexibility in that it can be added or removed at any time – simply swap it with an existing outlet or blank module to increase your system capabilities.

We're here to help!


We have a dedicated project services team on staff to help you plan your projects, including supplying a full takeoff with a wiring diagram based on your floor plans.

Give us a call at 315.468.8413 or email us your project info at adornemyproject@legrand.us.

Modular Tracks




















The adorne system is a flexible and modular solution designed to eliminate kitchen clutter. Fully customizable, you can select from several types of modules and modify your system in minutes. Simply pop out an existing module and replace it with a new module at any time.



The Modular Tracks listed below simply plug together to create a full system custom-designed for any kitchen. They form the base of the system, housing all of the wiring that connects the modules.

Each system must include a Control Box or Direct Wire Connector that is hardwired to existing wiring or plugged into an outlet on the backsplash.

NAME	COMPLIANCE	SPECIFICATIONS	PART NUMBER
 12" Modular Track	 	Includes one Tamper-Resistant Outlet Module and one Blank Module. Can support up to two LED lights. Provides 120V power via 15A outlet modules and 20A pass-through. Module openings are 6" on-center.	APMT12TM2 APMT12W2
 18" Modular Track	 	Includes one Tamper-Resistant Outlet Module and one Blank Module. Can support up to two LED lights. Provides 120V power via 15A outlet modules and 20A pass-through. Module openings are 9" on-center.	APMT18TM4 APMT18W4
 27" Modular Track	 	Includes two Tamper-Resistant Outlet Modules and one Blank Module. Can support up to three LED lights. Provides 120V power via 15A outlet modules and 20A pass-through. Module openings are 9" on-center.	APMT27TM2 APMT27W2
 18" Modular Track Extender		Enables a perfect fit for any kitchen. Simply cut to length (minimum of 6") and attach to end of Modular Track. Does not include any module openings.	APME18TM2 APME18W2
 Modular Track Corner Connector		Use with installations that include a right-angle corner to connect two Modular Tracks. Allow 3" on each side for installations with Corner Connectors.	APCCTM4 APCCW4
 Short Modular Track	 	Includes one Tamper-Resistant Outlet Module. Intended for use on short cabinet sections. 10" in length but can be cut to 8". Enables direct wire connection to wiring behind the wall. Cannot be combined with any other track section.	APST9TM1 APST9W1
 Pro Kit		Includes the adorne control box with the paddle dimmer, 18" Track, 12" Track, an additional tamper-resistant outlet, and a tablet cradle.	APMTPROTM1

We're here to help!

We have a dedicated project services team on staff to help you plan your projects, including supplying a full takeoff based on your floor plans.

Give us a call at 315.468.8413 or email us your project info at adornemyproject@legrand.us.











Control Boxes

Every Under-Cabinet Lighting System must include one of the below Control Boxes or Direct Wire Connector. These boxes connect to existing in-wall wiring or plug into an outlet on the backsplash to provide system power.

Control Boxes include system end caps, ensuring a clean finish on the left and right edges of the installed system.



Hardwired Installations that include USB modules require three circuits.

NAME	COMPLIANCE	SPECIFICATIONS	PART NUMBER
 Control Box with Paddle Dimmer	450W 	Connects to existing in-wall wiring. Fits onto end of Modular Track, adding 5" onto system length. Includes adorne 450W CFL/LED Paddle Dimmer (ADPD453LM2). GFCI protection must be provided at the electrical panel.	APCB1TM4 APCB1W4
 Control Box with Paddle Dimmer and 15A GFCI	450W 15A 	Connects to existing in-wall wiring. Fits onto end of Modular Track, adding 5.25" onto system length. Includes adorne 450W CFL/LED Paddle Dimmer (ADPD453LM2) and 15A Tamper-Resistant GFCI Outlet (AGFTR152M4).	APCB6TM2 APCB6W2
 Control Box, No Devices, 1-Gang		Connects to existing in-wall wiring. Fits onto end of Modular Track, adding 5" onto system length. Customize with your preference of adorne dimmers, switches, or outlets.	APCB4TM1 APCB4W1
 Control Box, No Devices, 2-Gang		Connects to existing in-wall wiring. Fits onto end of Modular Track, adding 5.25" onto system length. Customize with your preference of adorne dimmers, switches, or outlets.	APCB5TM1 APCB5W1
 Direct Wire Connector		Enables direct wire feed of power from in-wall wiring, eliminating need for a Control Box. Connector is 6" in length.	APDWCTM1 APDWCW1

Lighting

adorne Linear LED Lights are designed for use with the adorne system only. They can be paired with the adorne SofTap Tru-Universal Dimmer (ADTP703TUW4) to enable dimming.

Lights easily plug into a connection port on any system module. Optimal positioning is one light for every 18" of Modular Track. Lights can be added or removed as needed.

LED Linear Light + Accessories (Comes in Titanium only)

NAME	COMPLIANCE	SPECIFICATIONS	PART NUMBER
LED Linear Light		<ul style="list-style-type: none"> • 8W • 280 lumens • correlated color temperature: 3000K color rendering index: 95 	ALLNLEDTM4
Light Extender		Enables adorne LED lights to be mounted up to 22" from backsplash by extending cord length beyond default 11". Ideal for corner cabinet installations.	ALEXTLEDTM4

LED Slimline Light + Accessoires

NAME	COMPLIANCE	SPECIFICATIONS	PART NUMBER
6" LED SlimlineLight		<ul style="list-style-type: none"> • 2.38 Watts • 158 lumens • coorelated color temperature: 3000K, color rendering index 93 • Tru-Universal Dimmer recommended 	ALSLED6W4 ALSLED6TM4
12" LED Slimline Light		<ul style="list-style-type: none"> • 4.83 Watts • 328 lumens • coorelated color temperature: 3000K, color rendering index 93 • Tru-Universal Dimmer recommended 	ALSLED12W4 ALSLED12TM4
LED Dimmable Driver		The 30 Watt LED dimmable drive powers up to 6 feet of adorne expandable light strips.	ALSDDR30W1 ALSDDR30TM1
LED Dimmable Driver		The 60 Watt LED dimmable drive powers up to 10 feet of adorne expandable light strips.	ALSDDR60TM1 ALSDDR60W1
Joiner Cable 8"		Perfect for joining your LED lights and creating a finished look. Adds 8" of space between adorne LED Lights. Pair with an additional cable for even more space	ALSJLC8W4 ALSJLC8TM4
Joiner Cable 14"		Perfect for joining your LED lights and creating a finished look. Adds 14" of space between adorne LED Lights. Pair with an additional cable for even more space.	ALSJLC14W4 ALSJLC14TM4
T Fitting		Perfect for splitting power to different locations while creating a finished look. Use Tee Cables to split the power from an adorne driver into two different directions.	ALSLTW4 ALSLTTM4
Power Cable Extender 36"		Perfect for extending cables and hiding cables out of sight for a clean, finished look. Use the Power cable extender to extend the length of cables, allowing you to hide drivers in or above cabinets.	ALSPLC36W4 ALSPLC36TM4

Modules and Accessories

adorne system modules are designed to fit in any module opening, and can be easily added or removed by using the included module tool. Simply fit the tool into either end of the module and pop it out of the track.

Cradles do not occupy a module opening. Instead, they save space by resting on the back edge of the track.

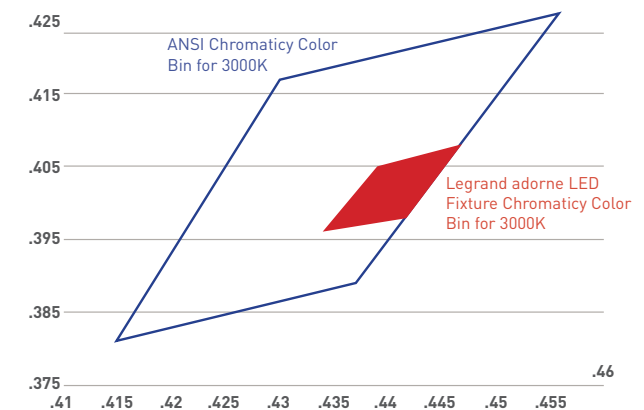


NAME	COMPLIANCE	SPECIFICATIONS	PART NUMBER
15A Outlet Module	15A, 120V 	Provides two power outlets by snapping into any module opening. Tamper-resistant outlet is designed with a patented shutter system. Included with short, 12", 18", and 27" Modular Tracks.	APTR15TM4 APTR15W4
USB Outlet Module	3.1A, 5V 	Provides two USB charging ports for devices such as mobile phones and tablets by snapping into any module opening. Charging cable not included.	APUSB3TM4 APUSB3W4
Mobile Phone Cradle		Attaches anywhere along track to hold a mobile phone. Perfect for use with USB Outlet Module while charging devices.	AAPCTM4 AAPCW4
Tablet Cradle		Attaches anywhere along track to hold a tablet. Perfect for use with USB Outlet Module while charging devices.	AATCM4 AATCW4

The adorne system is optimized to provide a premium under-cabinet lighting solution by utilizing the latest innovations in lighting research and LED technologies.

System specifications:

- OSRAM OSOLON® Color Champ LED
- Nominal 3000K Correlated Color Temperature (CCT) warm light output
- Linear Lights have a Color Rendering Index (CRI) of 95
Slimline Lights have a Color Rendering Index (CRI) of 93
- Excellent range of color differentiation and rendering of the important red color (think red meat and apples) and skin tones
- A bright lumen light output provides optimized lighting for the under-cabinet environment
- Efficient driver design integrated in each fixture results in:
 - Reliable and smooth dimming
 - ENERGY STAR certification
 - Rated for 40,000 hours of high performance
- LED quality control uses a "fine bin system" based on a three-step MacAdams ellipse to ensure color consistency



adorne individual LEDs are specifically selected to ensure fixture output CCT uniformity within a range of less than 100. This tight manufacturing assurance process ensures that variations inherent in the LED chip manufacturing process do not compromise reliable light quality.

BEAUTY & BRAINS



APP-BASED LIGHTING SYSTEM



62 **App-Based Lighting System**

64 **Wi-Fi Ready Switches and Dimmers**

66 **Accessories**

APP-BASED LIGHTING CONTROL

ADD STYLE AND FUNCTIONALITY - CONTROL YOUR LIGHTS WITH YOUR VOICE OR SMARTPHONE



HOW IT WORKS

1. Replace any standard light switch with a Wi-Fi ready switch or dimmer.
2. Plug the Hub into your home network.
3. Download the free Legrand Lighting Control app.
4. Easily set up your custom lighting settings.
5. Enjoy voice control by integrating with Amazon Alexa or the Google Assistant



1. ADD SECURITY

Wherever you are, your home can look like you never left. Set up timed lighting sequences for when you're away.

2. REST EASY IN VACATION MODE

Vacation mode automatically remembers your last week of lighting activity. Set it for your house to replay on its own while you're on vacation.



3. SAVE ENERGY

Ever wonder if all the lights are off for the night? Use the app to ensure the electricity goes to bed when you do.

4. SET YOUR RULES

Imagine setting your lights to wake up in the morning and greet you at home after a day away. You determine your rules, easily set it up in the app, and just like that your life is a little brighter. With countless options, you can set your lights to your liking while you're home or away. The app is free in the App Store.

GETTING STARTED IS EASY!

The Wi-Fi Ready Starter Kit (KTWIFI1) has everything you need to add app-based lighting control to your home.





The App





















The right lighting doesn't just transform a room, it changes the way you live in it. The Lighting Control app delivers simple, Wi-Fi control of compatible Legrand dimmers, switches, and other devices allowing you to adjust your lighting with effortless precision. Free download in the app store.




















Wi-Fi Ready Switches, Dimmers, & Outlets

The adorne app-based lighting system provides unrivaled convenience, security, and energy-savings for both remodel projects and new construction. The ability to set scenes allows you to create the perfect lighting environment in multiple rooms or the entire house, all at the touch of a single button.





















Whisper™

NAME	SPECIFICATIONS	RATING	COMPATIBLE LOADS	COMPLIANCE	FINISH OPTIONS	PART NUMBER
Whisper Wi-Fi Ready Switch 	Wi-Fi Ready Master  		All Loads		White Magnesium Graphite	ASWR155RMW1 ASWR155RMM1 ASWR155RMG1
	Wi-Fi Ready Remote 				White Magnesium Graphite	ASWRRRW1 ASWRRRM1 ASWRRRG1
Whisper Wi-Fi Ready Dimmer 	Wi-Fi Ready Master (3-Wire)    Tru-Universal	6W - 700W	Incandescent, Halogen, MLV, Fluorescent, ELV, CFL, LED    		White Magnesium Graphite	ADWR700RMTUW1 ADWR700RMTUM1 ADWR700RMTUG1
	Wi-Fi Ready Master Dimmer, 2-wire   	60W - 600W	Incandescent, Halogen 		White Magnesium	ADWR600RMHW1 ADWR600RMHM1
	Wi-Fi Ready Remote Dimmer 				White Magnesium Graphite	ADWRRRW1 ADWRRRM1 ADWRRRG1





sofTap™

NAME	SPECIFICATIONS	RATING	COMPATIBLE LOADS	COMPLIANCE	FINISH OPTIONS	PART NUMBER
sofTap Wi-Fi Ready Switch 	Wi-Fi Ready Master  		All Loads		White Magnesium Graphite	ASTP155RMW1 ASTP155RMM1 ASTP155RMG1
	Wi-Fi Ready Remote 				White Magnesium Graphite	ASTPRRW1 ASTPRRM1 ASTPRRG1
sofTap Wi-Fi Ready Dimmer 	Wi-Fi Ready Master (3-Wire)   Tru-Universal	6W - 700W	Incandescent, Halogen, MLV, Fluorescent, ELV, CFL, LED    		White Magnesium Graphite	ADTP700RMTUW1 ADTP700RMTUM1 ADTP700RMTUG1
	Wi-Fi Ready Master (2-Wire)	60W - 700W	Incandescent, Halogen 		White Magnesium	ADTP600RMHW1 ADTP600RMHM1
	Wi-Fi Ready Remote 				White Magnesium Graphite	ADTPRRW1 ADTPRRM1 ADTPRRG1




Touch™

NAME	SPECIFICATIONS	RATING	COMPATIBLE LOADS	COMPLIANCE	FINISH OPTIONS	PART NUMBER
Touch Wi-Fi Ready Switch 	Wi-Fi Ready Master		All Loads		White Magnesium Graphite	ASTH155RMW1 ASTH155RMM1 ASTH155RMG1
	Wi-Fi Ready Remote 				White Magnesium Graphite	ASTHRRW1 ASTHRRM1 ASTHRRG1
Touch Wi-Fi Ready Dimmer 	Wi-Fi Ready Master (3-Wire)   Tru-Universal	6W - 700W	Incandescent, Halogen, MLV, Fluorescent, ELV, CFL, LED    		White Magnesium Graphite	ADTH700RMTUW1 ADTH700RMTUM1 ADTH700RMTUG1
	Wi-Fi Ready Master (2-Wire)	60W - 600W	Incandescent, Halogen 		White Magnesium	ADTH600RMHW1 ADTH600RMHM1
	Wi-Fi Ready Remote 				White Magnesium Graphite	ADTHRRW1 ADTHRRM1 ADTHRRG1
WiFi Lighting Starter Kit 	Kit Includes: 1 Wi-Fi Ready Whisper Dimmer, 1 Wi-Fi Ready Whisper Switch, 2 Gloss White Wall Plates, and 1 Hub	60W - 700W	Incandescent, Halogen, ELV, MLV, Fluorescent   		White	KTWIF1





Wi-Fi Ready Scene Controllers

NAME	SPECIFICATIONS	RATING	COMPATIBLE LOADS	COMPLIANCE	FINISH OPTIONS	PART NUMBER
sofTap In-Wall Scene Controller 	Wi-Fi Ready In-Wall Scene Controller binds to Wi-Fi Ready Master(s) to provide four custom scenes. Requires The Hub and free Legrand Lighting Control App.	120VAC			White Magnesium Graphite	ADTPRIWHCW1 ADTPRIWHCM1 ADTPRIWHCG1
Touch In-Wall Scene Controller 	Wi-Fi Ready In-Wall Scene Controller binds to Wi-Fi Ready Master(s) to provide four custom scenes. Requires The Hub and free Legrand Lighting Control App.	120VAC			White Magnesium Graphite	ADTHRIWHCW1 ADTHRIWHCM1 ADTHRIWHCG1

Wi-Fi Ready Outlet

NAME	DESCRIPTION	RATINGS	NEMA CONFIGURATION	COMPLIANCE	FINISH OPTIONS	PART NUMBER
Wi-Fi Ready ON/OFF Outlet 	Lets you control a plug load from a new location without running additional wires when paired with adorne Wi-Fi Ready Remote Switches (page 60). On/off switch also allows you to save energy and stop the flow of power to the outlet without unplugging your device. Provides 20A pass-through.	15A, 125V 	5-15R		White Magnesium Graphite	ARPS15RF2W4 ARPS15RF2M4 ARPS15RF2G4

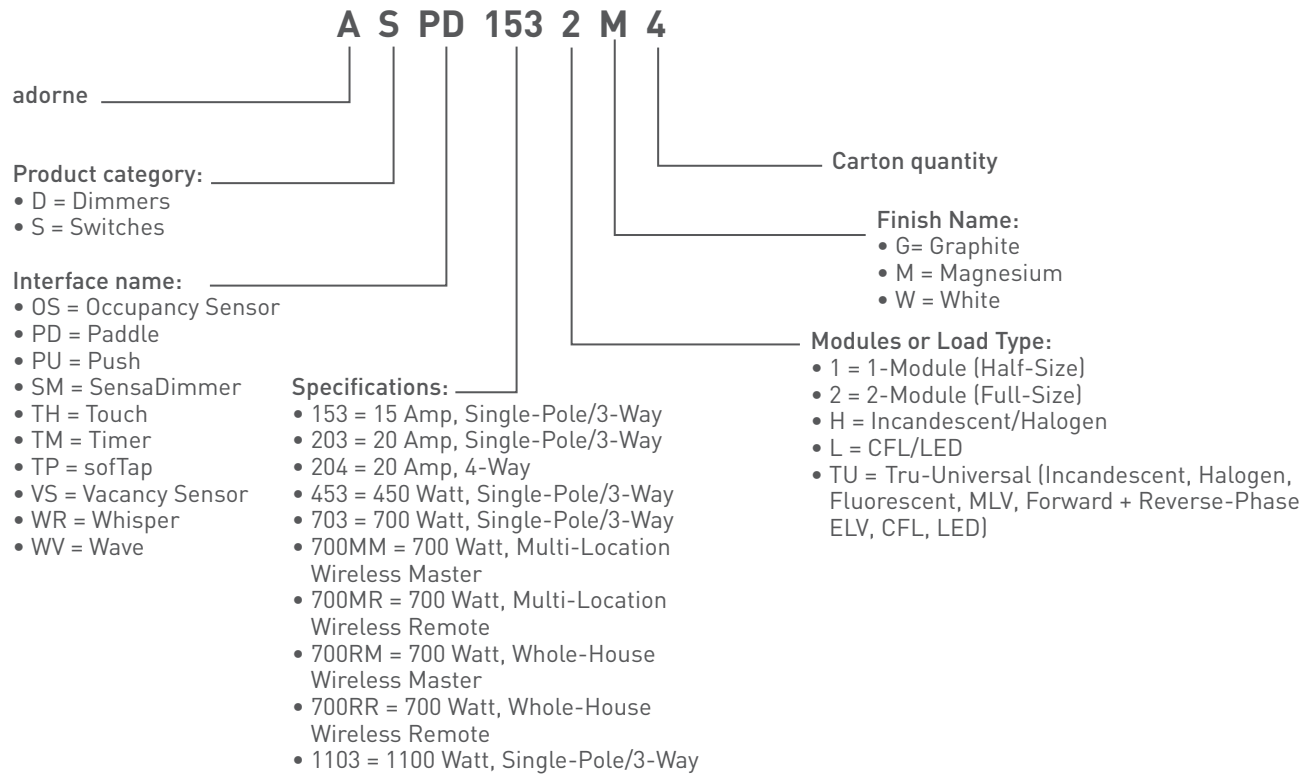
Accessories

NAME	COLOR	SPECIFICATIONS	PART NUMBER
The Hub™ 	Black	The adorne hub allows you to program and select home lighting scenes from your smart phone or tablet. In addition, it allows you to schedule lighting events based on time-of-day, such as turning on the exterior lights at sunset. <ul style="list-style-type: none"> - Use of the Hub enables whole house lighting control on iOS / android devices - Controls up to 100 devices - Creates and manages up to 100 scenes + 100 events <p><i>* A repeater is needed with all app-based systems. See PN MRR2-G on page 67</i></p>	LC7001
Tru-Universal Plug-In Lamp Adapter 	White	Allows remote control of table or floor lamps up to 300W when used with the adorne Wi-Fi Lighting System. Simply plug the module into any grounded, 120V outlet and then plug the lamp into the module.	LC2150
RS232 to RF Interface 	Black	Enables integration of a third party control system with the adorne Whole-House Lighting System. Features a two-wire interface from other control systems and two operating modes (maintained or momentary type inputs). Includes power supply.	MR232-G
Repeater & Away Emulator 	Black	Provides extra security when you're on vacation. Records the normal usage of lights throughout a 24-hour period and then plays them back when you're not at home. Also expands the range of the wireless system from 100' to 300'. <p><i>A repeater is needed with all app-based systems.</i></p>	MRR2-G

The adorne Collection features an intelligent part numbering structure to aid in product selection. Each character in the part number represents a specific product feature. All adorne part numbers begin with the letter A to indicate that they are part of the adorne collection.

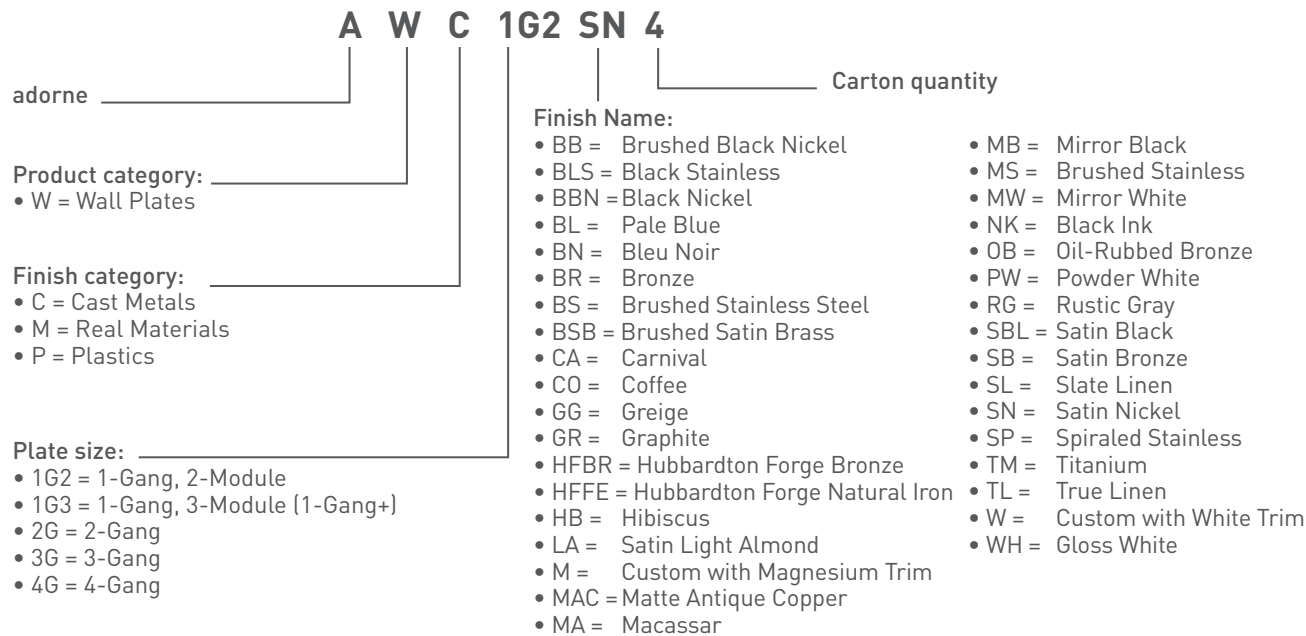
Example for: Switches and Dimmers

Paddle Switch, 2-Module, 15A, Magnesium



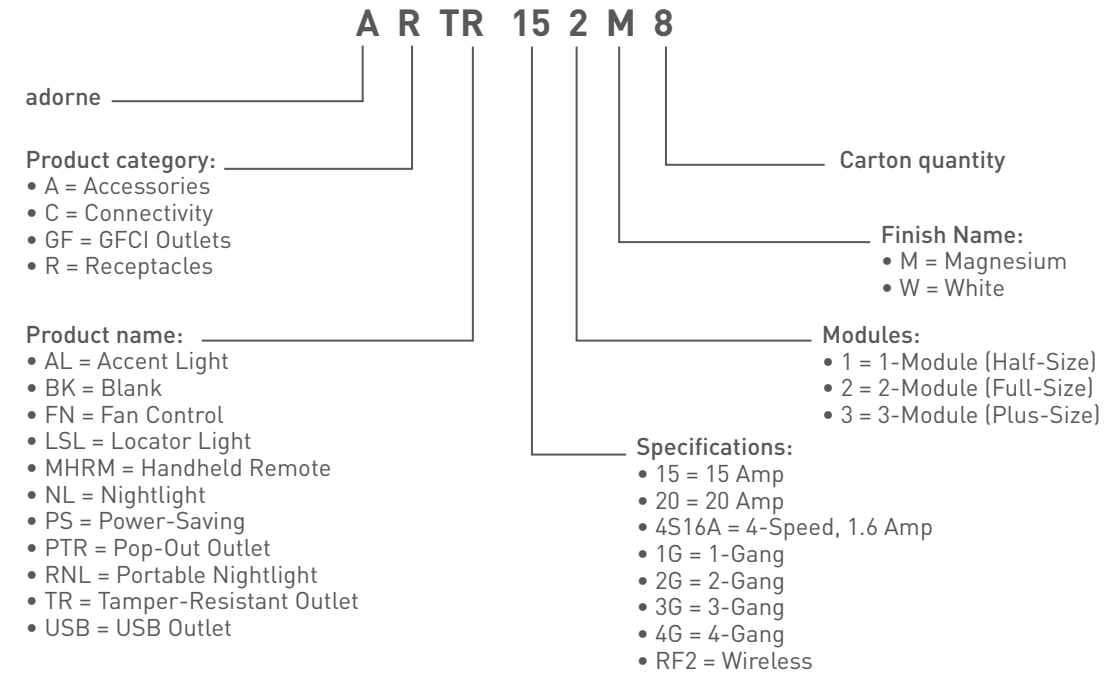
Example for: Wall Plates

Satin Nickel 1-Gang, 2-Module Wall Plate



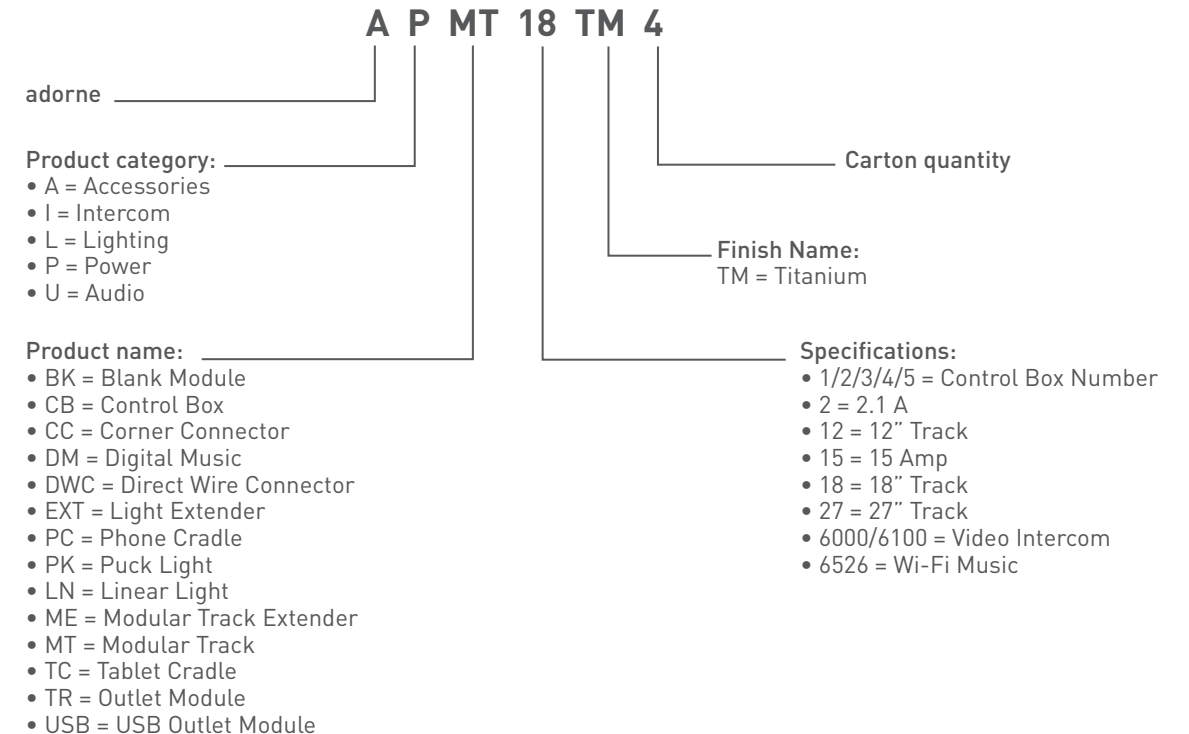
Example for: Outlets and Accessories

Tamper-Resistant Outlet, 15A, 2-Module



Example for: Under-Cabinet Lighting System & Wireless Systems for the Home

18" Modular Track



PART NO.	PAGE NO.	PART NO.	PAGE NO.	PART NO.	PAGE NO.	PART NO.	PAGE NO.	PART NO.	PAGE NO.	PART NO.	PAGE NO.
APST9TM1	56	ASPD2032W4	8, 16	AWC2GBBN4	39	AWM2GHFBR1	41	AWP1G3BR4	43	AWP5GGR1	43
APST9W1	56	ASPD2042G4	8, 16	AWC2GBLN4	39	AWM2GHFFE1	40, 41	AWP1G3CA4	43	AWP5GHB4	43
ARCD152G10	23	ASPD2042M4	8, 16	AWC2GBS4	39	AWM2GM4	37	AWP1G3GG4	43	AWP5GMG1	44
ARCD152M10	23	ASPD2042W4	8, 16	AWC2GBSB4	39	AWM2GMA4	37	AWP1G3GR4	43	AWP5GNK1	43
ARCD152W10	23	ASPU1532M4	17	AWC2GCOF4	39	AWM2GMB4	37	AWP1G3GS4	43	AWP5GPW1	44
ARCD202M10	23	ASPU1532W4	17	AWC2GMAC4	39	AWM2GMR4	37	AWP1G3HB4	43	AWP5GTM1	44
ARCD202W10	23	ASTH153G2	14	AWC2G0B4	39	AWM2GMS4	37	AWP1G3LA4	44	AWP5GWH1	43
ARCH152G10	23	ASTH155RMG1	15, 65	AWC2GSBL4	39	AWM2GMW4	37	AWP1G3MG4	44	AWP5GWHW1	43
ARCH152M10	23	ASTH155RMM1	15, 65	AWC2GSN4	39	AWM2GMWW4	37	AWP1G3NK4	43	AWP6GBL1	44
ARCH152W10	23	ASTH155RMW1	15, 65	AWC3GBBN4	39	AWM2GRG4	37	AWP1G3PW4	44	AWP6GBN4	43
ARPS15RF2G4	66	ASTH1532G2	19	AWC3GBLN4	39	AWM2GSL4	37	AWP1G3TM4	44	AWP6GBR1	43
ARPS15RF2M4	66	ASTH1532M2	14, 19	AWC3GBS4	39	AWM2GSP4	37	AWP1G3WH4	43	AWP6GCA4	43
ARPS15RF2W4	66	ASTH1532W2	14, 19	AWC3GBSB4	39	AWM2GTL4	37	AWP1G3WHW4	43	AWP6GGG1	43
ARPS152G4	22	ASTHRRG1	15, 65	AWC3GCOF4	39	AWM2GW4	37	AWP2GBL4	44	AWP6GGR1	43
ARPS152M4	22	ASTHRRM1	15, 65	AWC3GMAC4	39	AWM3GBLS4	37	AWP2GBN4	43	AWP6GGS4	43
ARPS152W4	22	ASTHRRW1	15, 65	AWC3G0B4	39	AWM3GCU4	37	AWP2GBR4	43	AWP6GHB4	43
ARPTR151GG2	24	ASTM2G2	20	AWC3GSBL4	39	AWM3GHFBR1	41	AWP2GCA4	43	AWP6GMG1	44
ARPTR151GM2	24	ASTM2M2	20	AWC3GSN4	39	AWM3GHFFE1	41	AWP2GGG4	43	AWP6GNK1	43
ARPTR151GW2	24	ASTM2W2	20	AWC4GBBN4	39	AWM3GM4	37	AWP2GGR4	43	AWP6GPW1	44
ARPTR152GG2	24	ASTP153G4	18	AWC4GBLN4	39	AWM3GMA4	37	AWP2GGS4	43	AWP6GTM1	44
ARPTR152GM2	24	ASTP155RMG1	13, 65	AWC4GBS4	39	AWM3GMB4	37	AWP2GHB4	43	AWP6GWH1	43
ARPTR152GW2	24	ASTP155RMM1	13, 65	AWC4GBSB4	39	AWM3GMR4	37	AWP2GLA4	44	AWP6GWHW1	43
ARPTR201GG2	24	ASTP155RMW1	13, 65	AWC4GCOF4	39	AWM3GMS4	37	AWP2GMG4	44	D	
ARPTR201GM2	24	ASTP1532G4	12, 18	AWC4GMAC4	39	AWM3GMW4	37	AWP2GNK4	43	DQFF15UBK	24
ARPTR201GW2	24	ASTP1532M4	12, 18	AWC4G0B4	39	AWM3GMWW4	37	AWP2GPW4	44	DQFF15UST	24
ARTR152G4	22	ASTP1532W4	12, 18	AWC4GSBL4	39	AWM3GRG4	37	AWP2GTM4	44	DQFP15BK	24
ARTR152M4	22	ASTPRRG1	13, 65	AWC4GSN4	39	AWM3GSL4	37	AWP2GWH4	43	DQFP15ST	24
ARTR152W4	22	ASTPRRM1	13, 65	AWM1G2BLS4	37	AWM3GSP4	37	AWP2GWHW10	43	DQFP15UBK	24
ARTR153G4	22	ASTPRRW1	13, 65	AWM1G2CU4	37	AWM3GTL4	37	AWP3GBL4	44	DQFP15UST	24
ARTR153M4	22	ASVS12G4	20	AWM1G2HFBR4	41	AWM3GW4	37	AWP3GBN4	43	K	
ARTR153W4	22	ASVS12M4	20	AWM1G2HFBS4	40	AWM4GBLS4	37	AWP3GBR4	43	KTWIFI1	65
ARTR202G4	22	ASVS12W4	20	AWM1G2HFFE4	41	AWM4GCU4	37	AWP3GCA4	43	L	
ARTR202M4	22	ASWR155RMG1	11, 64	AWM1G2M4	37	AWM4GHFBR1	41	AWP3GGG4	43	LC2150	67
ARTR202W4	22	ASWR155RMM1	11, 64	AWM1G2MA4	37	AWM4GHFFE1	41	AWP3GGR4	43	M	
ARTRUSB153G4	23	ASWR155RMW1	11, 64	AWM1G2MB4	37	AWM4GM4	37	AWP3GGS4	43	MR232-G	67
ARTRUSB153G4WP	23	ASWR1532G4	10, 17	AWM1G2MR4	37	AWM4GMA4	37	AWP3GHB4	43	MRR2-G	67
ARTRUSB153M4	23	ASWR1532M4	10, 17	AWM1G2MS4	37	AWM4GMB4	37	AWP3GLA4	44	P	
ARTRUSB153M4WP	23	ASWR1532W4	10, 17	AWM1G2MW4	37	AWM4GMR4	37	AWP3GMG4	44	PCCW1	56
ARTRUSB153W4	23	ASWRRR01	11, 64	AWM1G2MWW4	37	AWM4GMS4	37	AWP3GNK4	43		
ARUSBG4	23	ASWRRRM1	11, 64	AWM1G2RG4	37	AWM4GMW4	37	AWP3GPW4	44		
ARUSBM4	23	ASWRRRW1	11, 64	AWM1G2SL4	37	AWM4GMWW4	37	AWP3GTM4	44		
ARUSBW4	23	ASWV1532G2	22	AWM1G2SP4	37	AWM4GRG4	37	AWP3GWH4	43		
ASOS32G4	20	ASWV1532M2	21	AWM1G2TL4	37	AWM4GSL4	37	AWP3GWHW4	43		
ASOS32M4	20	ASWV1532W2	21	AWM1G2W4	37	AWM4GSP4	37	AWP4GBL4	44		
ASOS32W4	20	AWC1G2BBN4	39	AWM1G3BLS4	37	AWM4GTL4	37	AWP4GBN4	43		
ASPD1531G4	8, 9, 16	AWC1G2BLN4	39	AWM1G3CU4	37	AWM4GW4	37	AWP4GBR4	43		
ASPD1531G277	8, 9, 16	AWC1G2BS4	39	AWM1G3HFBR1	41	AWP1G2BL6	42, 44	AWP4GCA4	43		
ASPD1531M4	8, 9, 16	AWC1G2BSB4	39	AWM1G3HFFE1	41	AWP1G2BN4	43	AWP4GGG4	43		
ASPD1531M277	8, 9, 16	AWC1G2COF4	39	AWM1G3M4	37	AWP1G2BR6	43	AWP4GGR4	43		
ASPD1531W4	8, 9, 16	AWC1G2MAC4	39	AWM1G3MA4	37	AWP1G2CA4	43	AWP4GGS4	43		
ASPD1531W277	8, 9, 16	AWC1G20B4	39	AWM1G3MB4	37	AWP1G2GG4	43	AWP4GHB4	43		
ASPD1532G4	8, 16	AWC1G2SBL4	39	AWM1G3MR4	37	AWP1G2GR6	43	AWP4GLA4	44		
ASPD1532G277	8, 16	AWC1G2SN4	39	AWM1G3MS4	37	AWP1G2GS4	43	AWP4GMG4	44		
ASPD1532M4	8, 16	AWC1G3BBN4	39	AWM1G3MW4	37	AWP1G2HB4	43	AWP4GNK4	43		
ASPD1532M277	8, 16	AWC1G3BLN4	39	AWM1G3MWW4	37	AWP1G2LA6	44	AWP4GPW4	44		
ASPD1532W4	8, 16	AWC1G3BS4	38, 39	AWM1G3RG4	37	AWP1G2MG6	44	AWP4GTM4	44		
ASPD1532W277	8, 16	AWC1G3BSB4	39	AWM1G3SL4	37	AWP1G2NK4	43	AWP4GWH4	43		
ASPD1542G277	8, 16	AWC1G3COF4	39	AWM1G3SP4	37	AWP1G2PW4	44	AWP4GWHW4	43		
ASPD1542M277	8, 16	AWC1G3MAC4	39	AWM1G3TL4	37	AWP1G2TM6	44	AWP5GBL1	44		
ASPD1542W277	8, 16	AWC1G30B4	39	AWM1G3W4	37	AWP1G2WH6	43	AWP5GBN4	43		
ASPD2032G4	8, 16	AWC1G3SBL4	39	AWM2GBLS4	37	AWP1G2WHW10	43	AWP5GBR1	43		
ASPD2032M4	8, 16	AWC1G3SN4	39	AWM2GCU4	37	AWP1G3BL4	44	AWP5GCA4	43		
						AWP1G3BN4	43	AWP5GGG1	43		

the **adorne**[®] collection
www.adornemyhome.com

designed to be better.™



Legrand, North America

60 Woodlawn Street
West Hartford, CT 06110
1.877.BY.LEGRAND (295.3472)
www.legrand.us

9024 Keele St.
Concord, ON, L4K 2N2, Canada
905.738.9195
www.legrand.ca